
Quarterly Enterprise Software Market Review

4Q 2018

SHEA & COMPANY

Boston

200 Clarendon Street, Floor 45
Boston, MA 02116

Peter M. Falvey
Managing Director
617.896.2251
pfalvey@shea-co.com

Michael H.M. Shea
Managing Director
617.896.2255
mshea@shea-co.com

Christopher J. Pingpank
Managing Director
617.896.2218
cpingpank@shea-co.com

Jeffrey G. Cook
Principal
617.896.2252
jcook@shea-co.com

Brad E. McCarthy
Principal
617.896.2245
bmccarthy@shea-co.com

San Francisco

601 Montgomery Street, Suite 2010
San Francisco, CA 94111

Michael S. Barker
Managing Director
415.762.8101
mbarker@shea-co.com

Misha Cvetkovic
Vice President
415.762.8104
mcvetkovic@shea-co.com

Shea & Company Overview

People ■ Industry Expertise ■ Process Excellence

1

Firm focused exclusively on enterprise software

2

Offices in Boston and San Francisco

24

Professionals focused on the software industry

15+

Years of experience amongst our senior bankers

>70+

Transactions completed representing billions of dollars in value

Mergers & Acquisitions

- Sell-side and buy-side M&A advisory
- Divestitures
- Restructuring

Private Placements & Capital Raising

- Late-stage venture, growth equity and buyouts
- Recapitalizations
- IPO advisory

Corporate Strategy


- Corporate development advisory
- Balance sheet and capital structure review
- Fairness opinions




has agreed to be acquired by



Shea & Company served as the financial advisor to Rogue Wave




has acquired




Shea & Company served as the exclusive financial advisor to CentralSquare

Superior Outcomes

Shea & Company has advised on important transactions representing billions of dollars in value across the strategic acquirer and financial investor landscape with Clients in the U.S. as well as Canada, Europe and Israel



has been acquired by




Shea & Company served as the exclusive financial advisor to YourCause




has been acquired by



Shea & Company served as the exclusive financial advisor to Parallels



has been acquired by




Shea & Company served as the exclusive financial advisor to Adestra



has been acquired by



Shea & Company served as the exclusive financial advisor to Perfecto



Public Sector & Health Care

has merged with



Shea & Company served as the exclusive financial advisor to Aptean



has merged with




Shea & Company served as the exclusive financial advisor to Superior




has acquired



Shea & Company served as the exclusive financial advisor to BC Partners



has been acquired by



Shea & Company served as the exclusive financial advisor to BriefCam



has made an investment in



Shea & Company served as the financial advisor to Clearlake Capital



has acquired



Shea & Company served as the exclusive financial advisor to EQT



has been acquired by




Shea & Company served as the exclusive financial advisor to Mobilogy




has been acquired by



Shea & Company served as the exclusive financial advisor to Doxim



has been acquired by



Shea & Company served as the exclusive financial advisor to Perforce



has received an investment from



Shea & Company served as the exclusive financial advisor to Gurobi



has received a strategic investment from



Shea & Company served as the exclusive financial advisor to MRI Software



has been acquired by



Shea & Company served as the exclusive financial advisor to Sovos Compliance

Contents

M&A Activity

Software M&A Summary: 2014 – 2018	p. 3
Software Acquisitions: 3-Year Trend Analysis	p. 4
Publicly Available Software M&A Transaction Data: 4Q 2018	p. 5
Announced Software Acquisitions: 4Q 2018	p. 7
Most Active Software Acquirers: 2014 – 4Q 2018	p. 12

Public Equity Market Valuations

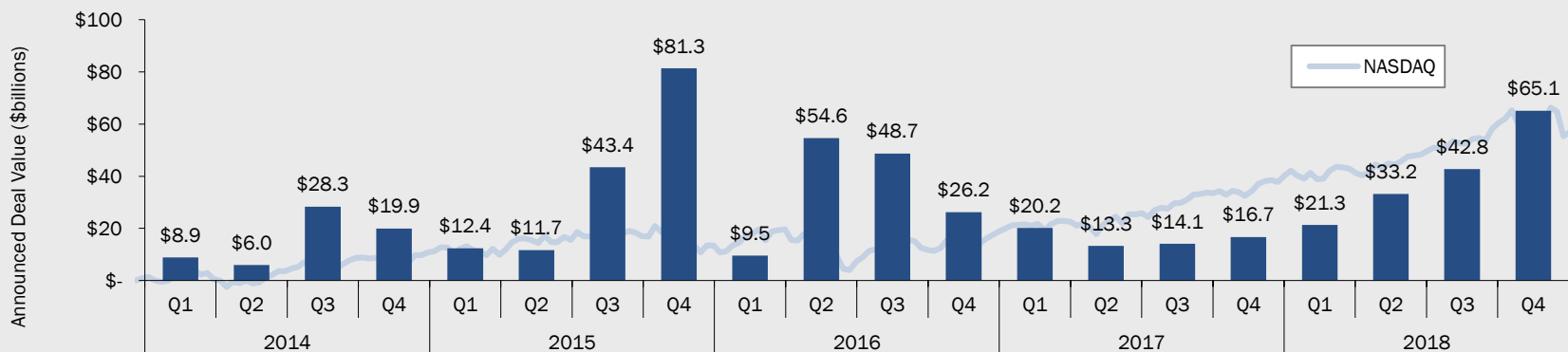
LTM Relative Performance of Shea & Company Software Indices	p. 17
Price Performance and Valuation Metrics by Segment	p. 18
Equity Trading Multiples by Growth Tranche	p. 19
Price Performance and Valuation Metrics of Selected Software Vendors	p. 20
Equity Trading Multiples by Segment	p. 21
Equity Trading Multiples by Comparable Subset	p. 28

Equity Financing Activity

Software IPOs: Trailing Six Months	p. 33
Software IPO Pricing & Performance Data	p. 34
Software IPO Pipeline	p. 35
Software Private Capital Raise Activity: 4Q 2018	p. 36

M&A Activity

Software M&A Summary: 2014 – 2018



Transaction Count by Deal Size

Deal Size	2014 Q1	2014 Q2	2014 Q3	2014 Q4	2015 Q1	2015 Q2	2015 Q3	2015 Q4	2016 Q1	2016 Q2	2016 Q3	2016 Q4	2017 Q1	2017 Q2	2017 Q3	2017 Q4	2018 Q1	2018 Q2	2018 Q3	2018 Q4
> \$1bn	2	0	6	4	3	4	5	5	2	9	13	5	7	2	3	5	6	10	11	11
\$500m - \$1bn	3	2	3	7	2	4	5	5	3	7	4	8	3	2	5	2	3	0	4	5
\$250m - \$500m	2	4	4	6	5	4	3	13	5	7	5	3	5	5	10	4	6	4	8	4
< \$250m	43	66	46	58	38	46	37	50	39	47	33	26	33	42	29	25	38	31	42	39
No Reported Value	113	157	155	129	158	128	107	145	169	196	173	145	173	187	176	141	182	154	155	167
Total	163	229	214	204	206	186	157	218	218	266	228	187	221	238	223	177	235	199	220	226

Notable Announced Transactions: 4Q 2018 (\$ millions)

Acquirer										
Target										
Date	10/03/18	10/08/18	10/10/18	10/28/18	11/05/18	11/11/18	11/11/18	11/16/18	11/20/18	12/24/18
Enterprise Value	\$2,032	\$2,000	\$1,891	\$34,026	\$950	\$8,000	\$1,851	\$1,400	\$875	\$1,849
EV / LTM Rev	6.6x	n/a	5.5x	10.8x	n/a	nm	8.2x	10.8x	n/a	8.1x
EV / LTM EBITDA	nm	n/a	nm	nm	n/a	n/a	nm	nm	n/a	nm

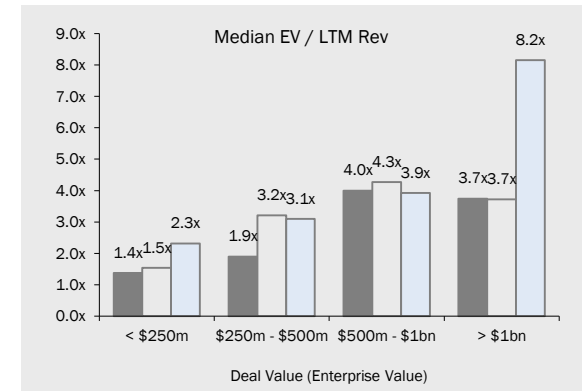
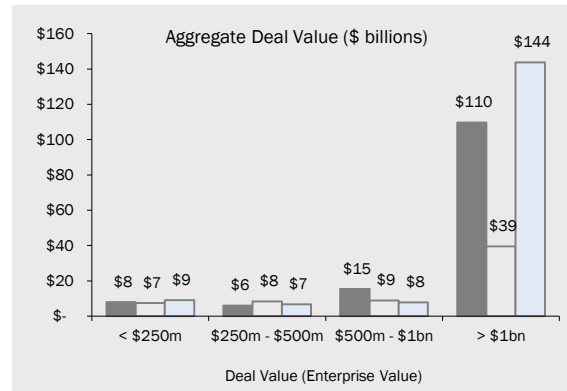
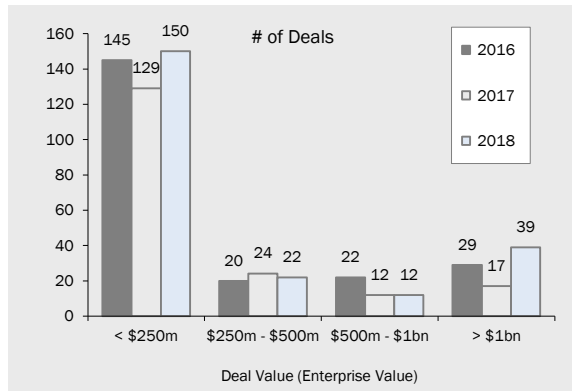
Sources: Company releases, Wall Street research

Note: EV / Revenue multiples greater than 20x and EV / EBITDA multiples greater than 50x are considered to be not meaningful

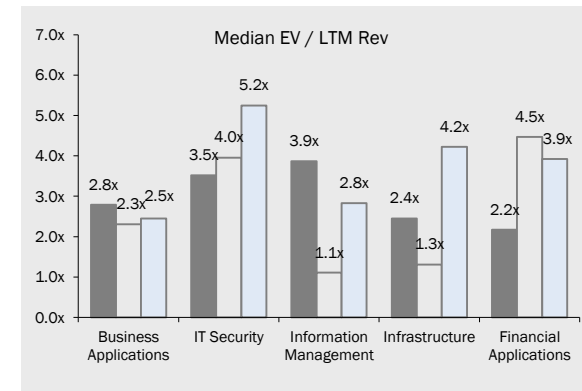
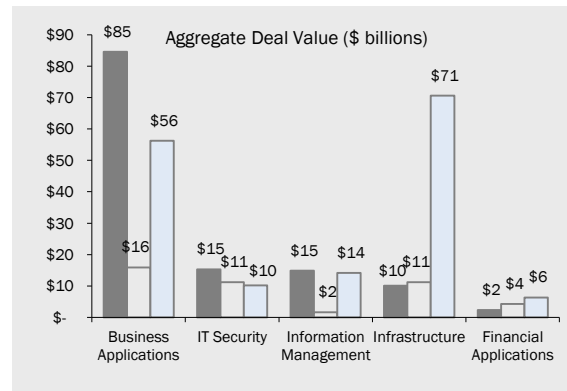
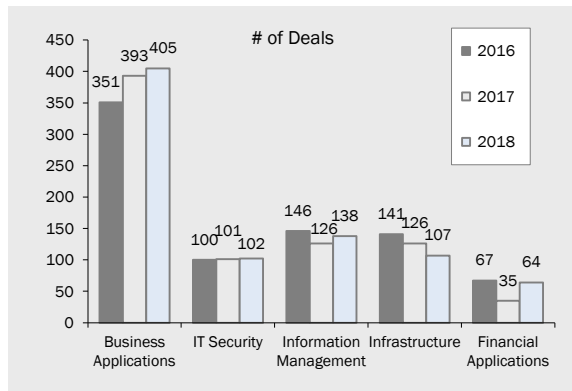
M&A Activity

Software Acquisitions: 3-Year Trend Analysis

By Transaction Size (2016 - 2018)



By Target Segment (2016 - 2018)



Notes:

Business Applications includes: Advertising Technology; Communications; ERP & Business Applications; Marketing Applications; Technical & Embedded Applications

Information Management includes: Business Intelligence; Content Management

Infrastructure includes: Application Delivery & Network Acceleration; IT Operations Management; IT Security; Platforms, Development Tools & Deployment; Storage Management

Sources: Company releases, Wall Street research

M&A Activity

Publicly Available Software M&A Transaction Data: 4Q 2018

(\$ millions)

Announced	Target	Acquirer(s)	Consideration		Equity Value	Enterprise Value	EV / Revenue			EV / EBITDA		
			% Cash	% Stock			LTM	Current yr	Fwd yr	LTM	Current yr	Fwd yr
12/24/18	WISeKey	DigiCert	-	-	-	\$45	-	-	-	-	-	-
12/24/18	MINDBODY	Vista Equity Partners	100%	-	\$1,750	\$1,849	8.1x	7.5x	6.2x	nm	nm	nm
12/20/18	BuildingConnected	Autodesk	-	-	-	\$275	-	-	-	-	-	-
12/20/18	Viscount Systems	Identiv	33%	67%	-	\$3	-	-	0.6x	-	-	-
12/18/18	Luxtera	Cisco Systems	-	-	-	\$660	-	-	-	-	-	-
12/18/18	eBrevia	Donnelley Financial Solutions	100%	-	-	\$20	-	-	-	-	-	-
12/17/18	ForeSee Results	Verint Systems	91%	9%	-	\$65	-	-	-	-	-	-
12/13/18	Adestra	Upland Software	100%	-	-	\$60	-	-	-	-	-	-
12/12/18	Avoka	Temenos	100%	-	-	\$245	6.4x	-	4.9x	-	-	-
12/11/18	IQMS	Dassault Systemes	100%	-	-	\$425	-	-	-	-	-	-
12/10/18	Hiperos	Coupa Software	100%	-	-	\$95	-	-	-	-	-	-
12/06/18	Danal	Boku	2%	98%	\$51	\$61	-	-	-	nm	-	-
12/06/18	IBM (assets)	HCL	100%	-	-	\$1,775	-	-	-	-	-	-
11/27/18	Spectro Scientific	AMETEK	-	-	-	\$190	-	-	-	-	-	-
11/26/18	SITA Laboratories	Marchex	71%	29%	-	\$35	-	-	-	-	-	-
11/20/18	PlanGrid	Autodesk	100%	-	-	\$875	-	-	8.8x	-	-	-
11/16/18	Cylance	BlackBerry	100%	-	-	\$1,400	10.8x	-	-	-	-	-
11/15/18	Instafile	Xero	-	-	-	\$7	-	-	-	-	-	-
11/12/18	Nuance Document Imaging	Kofax	100%	-	-	\$400	1.8x	-	-	-	-	-
11/11/18	Qualtrics	SAP	100%	-	-	\$8,000	nm	nm	20.0x	nm	nm	nm
11/11/18	Apptio	Vista Equity Partners	100%	-	\$1,940	\$1,851	8.2x	7.9x	6.8x	nm	nm	nm
11/08/18	Cozy	CoStar Group	100%	-	-	\$68	-	-	-	-	-	-
11/08/18	SecurityMatters	ForeScout	100%	-	-	\$113	-	-	-	-	-	-
11/07/18	Grovo Learning	Cornerstone OnDemand	100%	-	-	\$24	2.7x	-	-	-	-	-
11/07/18	Stitch	Talend	100%	-	-	\$60	-	-	10.0x	-	-	-
11/06/18	Heptio	VMware	100%	-	-	\$550	-	-	-	-	-	-
11/05/18	Datawatch	Altair	100%	-	\$176	\$162	4.0x	4.0x	-	nm	-	-
11/05/18	Inuvo	ConversionPoint Technologies	20%	80%	\$76	\$74	0.9x	-	-	nm	-	-
11/05/18	Telmetrics	Marchex	100%	-	-	\$10	-	-	1.0x	-	-	-
11/05/18	Broadcom (CA Veracode assets)	Thoma Bravo	100%	-	-	\$950	-	-	-	-	-	-
11/01/18	Telular	AMETEK	-	-	-	\$525	3.2x	-	-	-	-	-
10/31/18	Liaison Technologies	OpenText	100%	-	-	\$310	-	-	-	-	-	-
10/31/18	Intersections	WC SACD One Parent	-	-	\$90	\$82	0.5x	-	-	10.9x	-	-
10/31/18	CargoIT	WiseTech Global	-	-	-	\$1	0.9x	-	-	5.8x	-	-

Includes only transactions for which data was publicly available. Sources: Company releases, Wall Street research

Note: EV / Revenue multiples greater than 20x and EV / EBITDA multiples greater than 50x are considered to be not meaningful

M&A Activity

Publicly Available Software M&A Transaction Data: 4Q 2018 continued

(\$ millions)

Announced	Target	Acquirer(s)	Consideration		Equity Value	Enterprise Value	EV / Revenue			EV / EBITDA		
			% Cash	% Stock			LTM	Current yr	Fwd yr	LTM	Current yr	Fwd yr
10/30/18	Synthesio	Ipsos	100%	-	-	\$50	-	-	-	-	-	-
10/30/18	Layered Insight	Qualys	-	-	-	\$12	-	-	-	-	-	-
10/30/18	eVision	Wolters Kluwer	-	-	-	\$145	-	-	-	-	-	-
10/28/18	Red Hat	IBM	100%	-	\$33,435	\$34,026	10.8x	11.7x	10.1x	nm	42.8x	37.9x
10/25/18	Thursby Software Systems	Identiv	50%	50%	-	\$5	-	-	-	-	-	-
10/23/18	ZoneFox	Fortinet	-	-	-	\$18	-	-	-	-	-	-
10/22/18	Symbility Solutions	CoreLogic	100%	-	\$122	\$100	3.5x	-	-	40.2x	-	-
10/22/18	Vix Verify	GB Group	100%	-	-	\$27	1.7x	-	-	-	-	-
10/17/18	IFS	WiseTech	-	-	-	\$14	2.5x	-	-	19.6x	-	-
10/16/18	ZenGuard	Kape Technologies	100%	-	-	\$6	-	-	-	-	-	-
10/15/18	Savision	Martello Technologies	31%	69%	-	\$12	4.0x	-	-	-	-	-
10/15/18	SendGrid	Twilio	-	100%	\$1,739	\$1,577	12.3x	10.9x	8.8x	nm	nm	nm
10/15/18	Cambium Learning	Veritas Capital	100%	-	\$685	\$744	4.7x	-	-	18.6x	-	-
10/12/18	Rentlytics	RealPage	100%	-	-	\$57	-	-	6.3x	-	-	-
10/10/18	Imperva	Thoma Bravo	100%	-	\$2,100	\$1,891	5.5x	5.4x	4.8x	nm	42.4x	40.5x
10/09/18	FNZ UK	CDPQ & Generation Investment Management	-	-	-	\$1,450	-	-	-	-	-	-
10/09/18	mLab	MongoDB	-	-	-	\$68	-	-	-	-	-	-
10/09/18	Valiance Partners	NNIT	100%	-	-	\$25	-	-	1.9x	-	-	-
10/09/18	ResponseSource	Vuelio	91%	9%	-	\$7	1.6x	-	-	-	-	-
10/08/18	Rocket Software	Bain Capital	-	-	-	\$2,000	-	-	-	-	-	-
10/08/18	Vision Security Group	Mitie Group	100%	-	-	\$18	-	-	-	-	-	-
10/05/18	HTS Imaging Processing	Quest Solution	5%	95%	-	\$6	-	-	0.6x	-	-	-
10/03/18	Hortonworks	Cloudera	-	100%	\$2,080	\$2,032	6.6x	5.9x	4.8x	nm	-	-
10/03/18	RedLock	Palo Alto Networks	100%	-	-	\$173	-	-	-	-	-	-
10/03/18	Rant & Rave	Upland Software	100%	-	-	\$65	-	-	-	-	-	-
10/02/18	Starhome	Vista Equity Partners	-	-	-	\$100	-	-	-	-	-	-
10/01/18	TradeMaster	Tyler Technologies	100%	-	-	\$5	-	-	-	-	-	-

Includes only transactions for which data was publicly available. Sources: Company releases, Wall Street research

Note: EV / Revenue multiples greater than 20x and EV / EBITDA multiples greater than 50x are considered to be not meaningful

M&A Activity

Announced Software Acquisitions: 4Q 2018

(\$ millions)

Announced	Target	Acquirer(s)	Target Segment & Description	Price
12/26/18	AxisPoint Health	Carenet Healthcare	ERP & Business Applications - Healthcare analytics and customer engagement	n/a
12/24/18	WISeKey	DigiCert	IT Security - Managed PKI and certificate management	\$45
12/24/18	MINDBODY	Vista Equity Partners	ERP & Business Applications - ERP and CRM for health and fitness facilities	\$1,849
12/20/18	BuildingConnected	Autodesk	Financial Applications - Pre-construction bidding and analytics	\$275
12/20/18	Cortex Business Solutions	Drilling Info	ERP & Business Applications - Industrial invoice and document management	n/a
12/20/18	RegEd	Griphon Investors	Financial Applications - Financial GRC optimization and online compliance training	n/a
12/20/18	Viscount Systems	Identiv	IT Security - Physical access control, intrusion detection and encrypted surveillance	\$3
12/20/18	Spigit	Planview	Content Management - Collaborative ideation and feedback collection platform	n/a
12/20/18	Initial State Technologies	Tektronix	Technical & Embedded Applications - Sensor data analytics and visualization	n/a
12/20/18	Parallels	Corel	IT Operations Management - Remote access and OS-virtualization	n/a
12/19/18	IT Glue	Kaseya	IT Security - IT documentation and team collaboration for MSPs	n/a
12/19/18	InterpIX	Serko	Financial Applications - Expense management and card transaction processing	n/a
12/18/18	PokitDok	Change Healthcare	ERP & Business Applications - Healthcare transaction data and API management	n/a
12/18/18	Landmark Network	Class Valuation	Financial Applications - Real estate valuation and appraisal	n/a
12/18/18	eBrevia	Donnelley Financial Solutions	Content Management - Intelligent legal document and contract analytics	\$20
12/18/18	LANSa	IDERA	Platforms, Development Tools & Deployment - Low-code application development and data integration	n/a
12/18/18	Xplenty	Xenon Ventures	Platforms, Development Tools & Deployment - Big data processing, provisioning and lifecycle management	n/a
12/17/18	DocuLynx	DRS Imaging Services	Content Management - Document management, analytics, auditing and storage	n/a
12/17/18	Effisoft	Prima Solutions	Financial Applications - Risk management and reinsurance platform	n/a
12/17/18	ForeSee Results	Verint Systems	Business Intelligence - Customer experiences and behavior monitoring	\$65
12/13/18	ServiceMax	Silver Lake Partners	ERP & Business Applications - Mobile field service and contract management and reporting	n/a
12/13/18	Adestra	Upland Software	Marketing Applications - E-mail marketing automation	\$60
12/13/18	Host Analytics	Vector Capital	ERP & Business Applications - Enterprise performance modeling, close management and analytics	n/a
12/12/18	Zafin (assets)	Accenture	Financial Applications - Deposit and lending pricing, bundling and rate management	n/a
12/12/18	Siftery	G2 Crowd	Financial Applications - Software spend and usage tracking	n/a
12/12/18	Kuvana	Swiftpage	Marketing Applications - Email marketing and website visitor tracking	n/a
12/12/18	Avoka	Temenos	Financial Applications - Online banking customer onboarding	\$245
12/11/18	IQMS	Dassault Systemes	ERP & Business Applications - Manufacturing ERP, SCM and CRM	\$425
12/11/18	Lasso Data Systems	ECi Software	Marketing Applications - Real estate lead intelligence, email marketing and BI reporting	n/a
12/11/18	Vision Integrated Graphics	H.I.G. Capital	Marketing Applications - IP address targeting, marketing automation and engagement	n/a
12/11/18	InnoStreams	ShaShee Interactive Networks	ERP & Business Applications - Corporate project management and collaboration	n/a
12/10/18	Hiperos	Coupa Software	Business Intelligence - Third party vendor risk management and reporting	\$95
12/10/18	SceneDoc	Tyler Technologies	ERP & Business Applications - Public safety evidence data collection and workflow management	n/a
12/06/18	The Big Willow	Aberdeen	Marketing Applications - Sales performance monitoring and interest prediction	n/a
12/06/18	Danal	Boku	IT Security - Mobile identity and access management	\$61
12/06/18	IBM (assets)	HCL	Platforms, Development Tools & Deployment - Application development and omni-channel workstream collaboration	\$1,775
12/06/18	The Athene Group	Sagewind Capital	Business Intelligence - Wealth management data processing, analytics and compliance	n/a
12/06/18	School Loop	Think3	Content Management - Educational web development, document management and collaboration	n/a
12/05/18	Serraview	ARCHIBUS	ERP & Business Applications - Workspace planning and workforce management	n/a
12/05/18	ProRata	Chargify	Financial Applications - Automated spreadsheets and revenue reporting	n/a
12/05/18	Constant Health Solutions	Cogito	ERP & Business Applications - Call center employee engagement and retention	n/a
12/05/18	Thesaurus Technology	MRI Software	ERP & Business Applications - Residential property listing, sales tracking and invoicing	n/a
12/05/18	MOBI	Tangoe	IT Operations Management - EMM, MDM and systems integration	n/a
12/05/18	DAVID Corporation	Ventiv Technology	Financial Applications - Property and casualty insurance risk management	n/a
12/05/18	Esquify	Xcellence	Business Intelligence - AI-based corporate performance analytics and integration	n/a
12/04/18	Amaces	MJ Hudson	Financial Applications - Custodian, fund administration and FX benchmarking	n/a
12/04/18	Concept Searching	Netrix	Content Management - Metadata classification and record-search classification	n/a
12/04/18	Orchestra Networks	TIBCO	Business Intelligence - MDM, data matching and data governance	n/a
12/04/18	Digital DataVoice	Waterfield Technologies	Communications - Email and SMS contact center messaging and response	n/a
12/03/18	G2	Huntington Ingalls Industries	IT Security - Network security and integration	n/a

Sources: Company releases, Wall Street research

M&A Activity

Announced Software Acquisitions: 4Q 2018 continued

(\$ millions)

Announced	Target	Acquirer(s)	Target Segment & Description	Price
12/03/18	Echo Partners	Nxtsoft	Financial Applications - Bank profitability, risk and customer marketing optimization analytics	n/a
12/03/18	flexAnswer Solutions	Sabio	Communications - AI-driven conversational virtual assistant	n/a
12/03/18	CMS Hospitality	Valsoft	ERP & Business Applications - Hospitality property management	n/a
11/30/18	PEC Safety Operations	Thoma Bravo	ERP & Business Applications - Safety training and contractor management	n/a
11/29/18	HTBASE	Juniper Networks	Network Infrastructure - Multi-cloud control and data fabric	n/a
11/29/18	TRUSTID	Neustar	IT Security - Caller authentication and identity verification	n/a
11/29/18	a2z	Personify Corporation	ERP & Business Applications - Event and conference management	n/a
11/29/18	2g Transit Solutions	Routematch Software	Business Intelligence - Transportation route statistics and scheduling	n/a
11/29/18	Wrike	Vista Equity Partners	Content Management - Project and document management and collaboration	n/a
11/28/18	SHIFT	Marlin Equity Partners	Marketing Applications - Marketing collaboration, video processing and watermarking	n/a
11/28/18	KGS Software	Maxburg Capital Partners	Content Management - SAP archiving and document management	n/a
11/27/18	Spectro Scientific	AMETEK	Technical & Embedded Applications - Machine condition monitoring and predictive maintenance	\$190
11/27/18	bd4travel	dnata	Marketing Applications - AI-based customer engagement and personalization	n/a
11/27/18	cwist	Google	Content Management - Lesson management, assignment and customization	n/a
11/27/18	BlueData	HPE	App. Delivery & Network Acceleration - Virtualization and deployment management for big data	n/a
11/27/18	NooBaa	Red Hat	Storage Management - Multi, private and hybrid cloud storage	n/a
11/27/18	EView Technology	Syncsort	Network Infrastructure - IBM mainframe integration	n/a
11/26/18	SITA Laboratories	Marchex	Marketing Applications - Call tracking and monitoring for marketing	\$35
11/21/18	Ensoft	Cisco Systems	Network Infrastructure - Network routing, switching and subscriber management	n/a
11/21/18	Thermeon Worldwide	Valsoft	ERP & Business Applications - Transportation accounting, reporting and logistics management	n/a
11/20/18	e-Courier	Alpine Investors	ERP & Business Applications - Workforce management and asset tracking	n/a
11/20/18	PlanGrid	Autodesk	ERP & Business Applications - Construction project management and collaboration	\$875
11/19/18	Raptor Technologies	JMI	IT Security - Education identity and access management	n/a
11/19/18	FSLogix	Microsoft	Network Infrastructure - Enterprise desktop virtualization and version control	n/a
11/19/18	Contextor	SAP	Business Intelligence - Robotic process automation and performance acceleration	n/a
11/16/18	Cylance	BlackBerry	IT Security - Intelligent threat identification and endpoint protection	\$1,400
11/16/18	Logic9s	Goldman Sachs	Financial Applications - Web-based financial modeling and spreadsheet analysis	n/a
11/16/18	Vidder (SDP assets)	Verizon	IT Security - Black cloud network security and connectivity prevention	n/a
11/15/18	Sapho	Citrix Systems	App. Delivery & Network Acceleration - Middleware application and mobile integration	n/a
11/15/18	Talari Networks	Oracle	App. Delivery & Network Acceleration - WAN traffic optimization, monitoring and virtualization	n/a
11/15/18	Protected Networks	SolarWinds	IT Security - Security monitoring, permission analysis and insider threat protection	n/a
11/15/18	Instafile	Xero	Financial Applications - Company accounts and tax filing	\$7
11/14/18	Yellow Brand	Corsearch	Content Management - Online illegal content monitoring and risk analysis	n/a
11/13/18	SouthTech Systems	Granicus	Content Management - Government records and conflict of interest management	n/a
11/13/18	MVP Systems Software	HelpSystems	ERP & Business Applications - Job scheduling and workload automation	n/a
11/13/18	Nidasu	Infomedia	Business Intelligence - Automotive distributor market intelligence and analytics	n/a
11/12/18	Nuance Document Imaging	Kofax	Content Management - Integrated document processing and workflow management	\$400
11/11/18	Qualtrics	SAP	Business Intelligence - Employee feedback and customer experience	\$8,000
11/11/18	Apptio	Vista Equity Partners	Business Intelligence - IT spend management and analytics	\$1,851
11/09/18	Capana Sweden	Enghouse Systems	Financial Applications - Data aggregation, billing and revenue management	n/a
11/08/18	Growlabs	AdRoll	Marketing Applications - Lead generation, email marketing and customer analytics	n/a
11/08/18	Cozy	CoStar Group	ERP & Business Applications - Renter screening and payment management	\$68
11/08/18	Safelayer	Entrust Datacard	IT Security - Data encryption and multi-factor authentication	n/a
11/08/18	SecurityMatters	ForeScout	Network Infrastructure - Industrial network infrastructure monitoring	\$113
11/08/18	CXO Software	insightsoftware	Financial Applications - Financial reporting and performance management	n/a
11/08/18	Bluefyre	Threat Stack	IT Security - Web application threat prevention	n/a
11/08/18	QM Scientific	Ulta Beauty	Business Intelligence - Customer shopping behavior intelligence	n/a
11/07/18	Grovo Learning	Cornerstone OnDemand	ERP & Business Applications - Employee learning and development management	\$24
11/07/18	Chapman and Cutler (Closing Room)	NetVoyage	ERP & Business Applications - Legal transaction management	n/a
11/07/18	Stitch	Talend	Storage Management - Data warehousing and integration	\$60

Sources: Company releases, Wall Street research

M&A Activity

Announced Software Acquisitions: 4Q 2018 continued

(\$ millions)

Announced	Target	Acquirer(s)	Target Segment & Description	Price
11/06/18	SS8 Networks	HighBar Partners	Communications - Communications analysis and threat detection	n/a
11/06/18	WillowTree	Insignia Capital Group	Marketing Applications - Enterprise application development	n/a
11/06/18	Heptio	VMware	Platforms, Development Tools & Deployment - Container performance testing and analysis	\$550
11/05/18	Datawatch	Altair	Business Intelligence - Data analytics and reporting	\$162
11/05/18	Inuvo	ConversionPoint Technologies	Marketing Applications - Intelligent advertising and campaign management	\$74
11/05/18	Telmetrics	Marchex	Business Intelligence - Telemarketing call & text response analytics	\$10
11/05/18	Appthority	Symantec	IT Security - Mobile application security and threat detection	n/a
11/05/18	Javelin Networks	Symantec	IT Security - Active Directory endpoint security and authentication	n/a
11/05/18	Broadcom (CA Veracode assets)	Thoma Bravo	IT Security - Application security code analysis and penetration testing	\$950
11/02/18	Napatech (network traffic assets)	CounterFlow AI	Network Infrastructure - Network traffic data storage and retrieval	n/a
11/02/18	SCHEMA	IK Investment Partners	Content Management - Technical component CMS and document management	n/a
11/02/18	UpAbility	MemberClicks	ERP & Business Applications - Corporate-focused LMS	n/a
11/01/18	Telular	AMETEK	IT Operations Management - Mobile asset management and tracking system	\$525
11/01/18	Assembla	IDERA	Platforms, Development Tools & Deployment - Secure source code management for Git, Perforce and Subversion	n/a
11/01/18	Ditto Labs (IP assets)	Slyce	Marketing Applications - Product usage and brand recognition analysis	n/a
10/31/18	Liaison Technologies	OpenText	Platforms, Development Tools & Deployment - Application integration and data management	\$310
10/31/18	Intersections	WC SACD One Parent	IT Security - Credit information theft protection and breach remediation	\$82
10/31/18	CargoIT	WiseTech Global	Business Intelligence - Logistics solutions and customs management	\$1
10/30/18	See-OUT	Clarivate Analytics	Content Management - ML-based image recognition and IP theft discovery	n/a
10/30/18	Omada	CVC & GRO Capital	IT Security - Enterprise identity and access management	n/a
10/30/18	Aptean (vertical business assets)	ESW Capital	ERP & Business Applications - Financial performance and IT service management	n/a
10/30/18	Synthesio	Ipsos	Marketing Applications - Social media monitoring	\$50
10/30/18	Layered Insight	Qualys	IT Security - Container based application protection	\$12
10/30/18	eVision	Wolters Kluwer	ERP & Business Applications - Oil and gas operational risk control	\$145
10/28/18	Red Hat	IBM	Platforms, Development Tools & Deployment - Open-source Linux OS and cloud infrastructure	\$34,026
10/25/18	Mindflash Technologies	Applied Training Systems	ERP & Business Applications - Multi-media based employee training	n/a
10/25/18	Remira	Elvaston Capital Management	ERP & Business Applications - Inventory optimization and sales forecasting	n/a
10/25/18	Apartment Jet	Expedia	ERP & Business Applications - Multifamily real estate short-term rental management	n/a
10/25/18	Pillow Homes	Expedia	ERP & Business Applications - Multifamily real estate short-term rental management	n/a
10/25/18	Thursby Software Systems	Identiv	IT Security - Mobile device security	\$5
10/25/18	Alinean	MediaFly	Marketing Applications - B2B marketing automation and collaboration	n/a
10/24/18	Omnify	Arena Solutions	Technical & Embedded Applications - Web-based product lifecycle management	n/a
10/24/18	Betaout	Bluecore	Marketing Applications - E-commerce marketing and workflow automation	n/a
10/24/18	Dome9 Security	Check Point	IT Security - Security threat management and network data visualization	n/a
10/24/18	Everbooked	Evolve Vacation Rental Network	Financial Applications - Short-term rental pricing optimization	n/a
10/24/18	DATUM	Infogix	Storage Management - Enterprise data governance and GDPR management	n/a
10/24/18	DoubleNet Pay	Purchasing Power	Financial Applications - Automated savings and bill payment	n/a
10/23/18	RedSocks Security	Bitdefender	Network Infrastructure - Suspicious network behavior detection	n/a
10/23/18	symplr	Clearlake Capital	ERP & Business Applications - Healthcare vendor credentialing and compliance	n/a
10/23/18	ZoneFox	Fortinet	IT Security - User and entity behavior analytics	\$18
10/23/18	Meetingbird	FrontApp	Communications - Web-based calendar scheduling	n/a
10/23/18	TrackMaven	Skyword	Business Intelligence - Customer analytics and marketing automation	n/a
10/23/18	Simpler	Teamable	ERP & Business Applications - Employee referral hiring program monitoring	n/a
10/23/18	Integration Point	Thomson Reuters	ERP & Business Applications - Global trade management and product classification	n/a
10/23/18	Akamai (identity services assets)	Verimatrix	IT Security - Content streaming identity authentication	n/a
10/22/18	Symbolity Solutions	CoreLogic	Financial Applications - Property and health insurance claims analytics	\$100
10/22/18	INTTRA	E2open	ERP & Business Applications - Freight and shipment tracking	n/a
10/22/18	Aprinsic	Gainsight	Marketing Applications - Real-time product usage trend analysis	n/a
10/22/18	Vix Verify	GB Group	IT Security - Biometric identity verification and fraud detection	\$27
10/22/18	Pivotus	Kony	Financial Applications - Banking customer messaging system	n/a

Sources: Company releases, Wall Street research

M&A Activity

Announced Software Acquisitions: 4Q 2018 continued

(\$ millions)

Announced	Target	Acquirer(s)	Target Segment & Description	Price
10/22/18	DataFox	Oracle	Marketing Applications - Deal sourcing data base	n/a
10/17/18	Dynamis	Applied Systems	ERP & Business Applications - Insurance brokers plan design optimization	n/a
10/17/18	goBalto	Oracle	ERP & Business Applications - Clinical trial acceleration and automation	n/a
10/17/18	Zhilabs	Samsung Electronics	Network Infrastructure - Telecom network data and traffic analytics	n/a
10/17/18	AFS Technologies	STG Partners	ERP & Business Applications - ERP, SCM and EDI for consumer packaged goods	n/a
10/17/18	IFS	WiseTech	Financial Applications - Carrier and parcel shipment processing	\$14
10/16/18	Dunbar Security Solutions	ControlScan	IT Security - Cybersecurity incident alert and response	n/a
10/16/18	NovoEd	Devonshire Investors	Content Management - Collaborative mobile learning, feedback and mentorship	n/a
10/16/18	ZenGuard	Kape Technologies	Network Infrastructure - Internet data encryption and website privacy	\$6
10/16/18	AdvantageTec	LivePerson	Communications - Automotive dealership customer service and communication	n/a
10/16/18	Adhesion	Vestmark	Financial Applications - Investment operations management and reporting	n/a
10/15/18	Vinimaya	Coupa Software	ERP & Business Applications - Supplier catalog search and automated price comparison	n/a
10/15/18	Savision	Martello Technologies	IT Operations Management - IT operations data visualization	\$12
10/15/18	tCell	Rapid7	Network Infrastructure - Web application firewall and vulnerability analysis	n/a
10/15/18	Altius VA	Supplier Assessment Services	ERP & Business Applications - Supply chain compliance outsourcing	n/a
10/15/18	SendGrid	Twilio	Marketing Applications - Transactional and marketing e-mail automation	\$1,577
10/15/18	Cambium Learning	Veritas Capital	Content Management - Instructional educational LMS	\$744
10/15/18	Code SixFour	Zywave	Financial Applications - Insurance, payroll and benefit analytics and reporting	n/a
10/12/18	ProfitKeeper	PrimePay	Financial Applications - Financial data consolidation & analysis	n/a
10/12/18	Rentlytics	RealPage	ERP & Business Applications - Multifamily real estate data analytics	\$57
10/11/18	Tour De Force	Eden Capital Management	Marketing Applications - CRM, sales force automation and business intelligence	n/a
10/11/18	Total Defense	Marlin Equity Partners	IT Security - Intrusion prevention and endpoint security	n/a
10/11/18	CoScale	New Relic	App. Delivery & Network Acceleration - Docker-based container infrastructure monitoring	n/a
10/11/18	Dimelo	RingCentral	Communications - Digital customer engagement	n/a
10/11/18	Microdec	The Access Group	ERP & Business Applications - Recruitment ERP and CRM	n/a
10/10/18	CorreLog	BMC Software	IT Security - Cross platform IT security log management and compliance	n/a
10/10/18	Strategic Web Solutions	Grace Hill	ERP & Business Applications - Employee training, quizzing and compliance	n/a
10/10/18	Rubicon International	ManageBac	Content Management - Education curriculum development	n/a
10/10/18	IPM Software	MRI Software	Financial Applications - Multifamily tenant payment and rent management	n/a
10/10/18	FriendlyData	ServiceNow	Content Management - Natural language search interface	n/a
10/10/18	Imperva	Thoma Bravo	IT Security - Database, file and Web application security	\$1,891
10/09/18	FIMAC Solutions	BancAdvice	Financial Applications - Financial risk management and profitability simulation analytics	n/a
10/09/18	FNZ UK	CDPQ & Generation Investment Management	Financial Applications - Multi-channel wealth management	\$1,450
10/09/18	PriceSpider	Frontier Capital	ERP & Business Applications - Customer purchasing behavior analytics	n/a
10/09/18	mLab	MongoDB	Storage Management - Cloud database provisioning	\$68
10/09/18	Valiance Partners	NNIT	Storage Management - Legacy system content and data migration	\$25
10/09/18	NuPark	Passport	ERP & Business Applications - AI-based license plate recognition and parking management	n/a
10/09/18	Stylelabs	Sitecore	Marketing Applications - Web content management and marketing automation	n/a
10/09/18	ResponseSource	Vuelio	Marketing Applications - Media and public relations management	\$7
10/08/18	Rocket Software	Bain Capital	Platforms, Development Tools & Deployment - ALM, BPM and systems management for IBM mainframe	\$2,000
10/08/18	GRM Document Management (Chinese assets)	Iron Mountain	Content Management - Digital documents and records storage	n/a
10/08/18	BOLTS Technologies	Jack Henry & Associates	Financial Applications - Mobile bank account opening and identity verification	n/a
10/08/18	Glint	LinkedIn	ERP & Business Applications - Employee engagement and lifecycle visibility	n/a
10/08/18	Mettl	Mercer	ERP & Business Applications - Talent assessment and screening	n/a
10/08/18	Vision Security Group	Mitie Group	IT Security - Remote monitoring and integrated security system	\$18
10/08/18	Perfecto	Perforce	Platforms, Development Tools & Deployment - Multi-environment mobile, web IoT test automation	n/a
10/05/18	Kiuwan	IDERA	IT Security - Open-source risk and code-quality assessment	n/a
10/05/18	Computes	Magic Leap	Network Infrastructure - Mesh network distributed computing	n/a
10/05/18	HTS Imaging Processing	Quest Solution	Content Management - Automatic number plate and vehicle recognition	\$6
10/05/18	Rebel	Salesforce.com	Marketing Applications - Interactive email personalization	n/a

Sources: Company releases, Wall Street research

M&A Activity

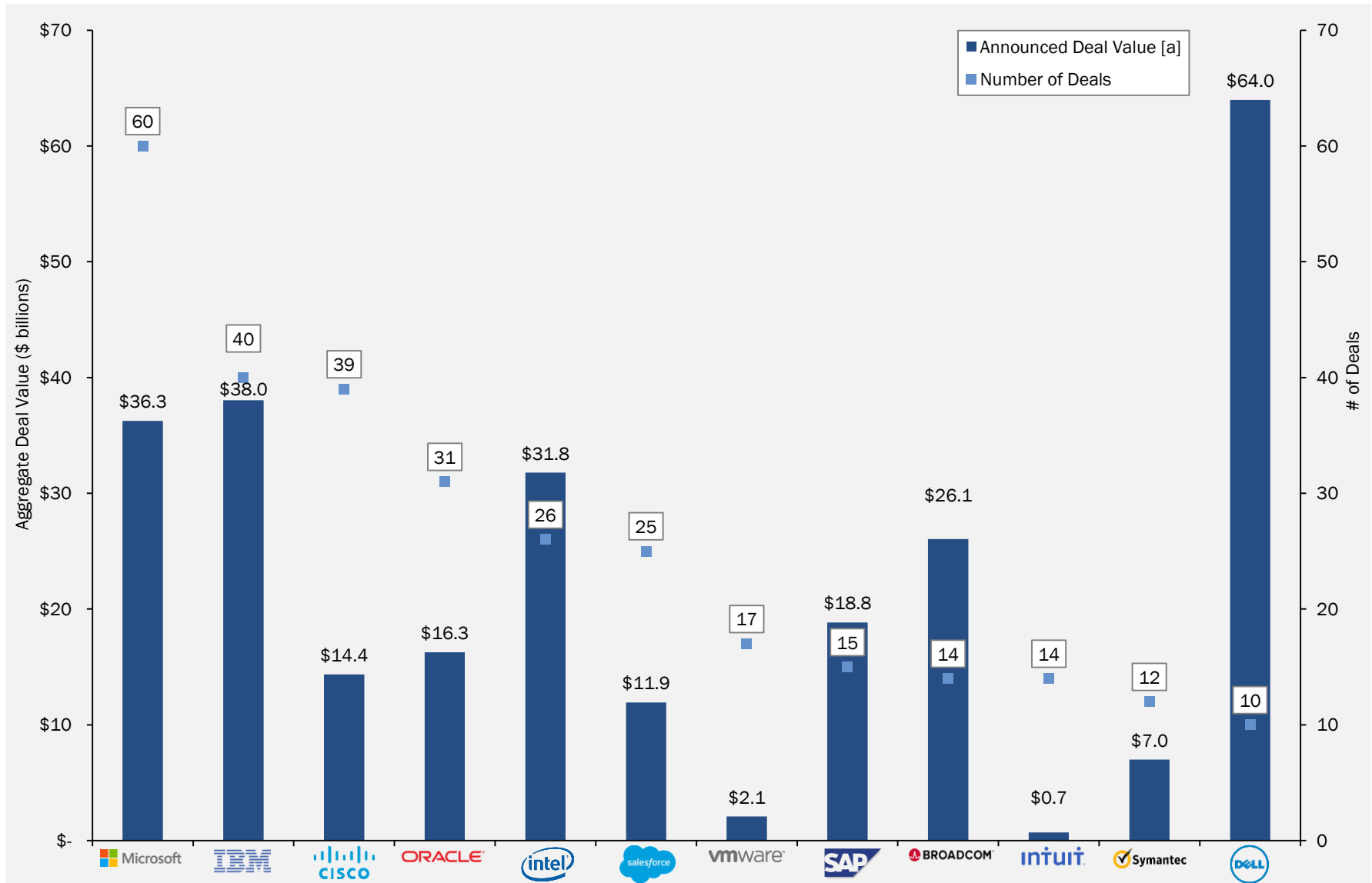
Announced Software Acquisitions: 4Q 2018 continued

(\$ millions)

Announced	Target	Acquirer(s)	Target Segment & Description	Price
10/04/18	COMPAS Technology	Avionte	ERP & Business Applications - Recruitment, timekeeping and vendor management	n/a
10/04/18	Crimson Hexagon	Brandwatch	Marketing Applications - Consumer reaction aggregation and behavior analytics	n/a
10/04/18	Excel4apps	insightssoftware	Business Intelligence - Excel-based reporting for Oracle and SAP	n/a
10/04/18	GFM Solutions	OANDA	Financial Applications - Financial reporting and risk management	n/a
10/04/18	LawKick	Themis	Marketing Applications - Legal CRM and client intake	n/a
10/04/18	Everyone Counts	Votem	Content Management - Election management, voter registration and authentication	n/a
10/03/18	AuthMe ID (Assets)	Airtel	IT Security - Speech recognition and customer service automation	n/a
10/03/18	FittedCloud	Apptio	Platforms, Development Tools & Deployment - Cloud cost optimization and user behavior anomaly detection	n/a
10/03/18	Hortonworks	Cloudera	Platforms, Development Tools & Deployment - Hadoop data processing and management	\$2,032
10/03/18	Office Document Consulting	ECi Software	Marketing Applications - Sales automation and performance monitoring	n/a
10/03/18	Gradescope	iParadigms	Content Management - Assignment management and grade automation	n/a
10/03/18	RedLock	Palo Alto Networks	IT Security - DevSecOps risk assessment and network traffic monitoring	\$173
10/03/18	Azavea	ShotSpotter	Business Intelligence - Location-based crime incident forecasting	n/a
10/03/18	Teleena	Tata Communications	Network Infrastructure - IoT connectivity and mobile virtual networking	n/a
10/03/18	Rant & Rave	Upland Software	Marketing Applications - Customer analytics and engagement	\$65
10/02/18	RosterApps	ARCOS	ERP & Business Applications - Automated workforce scheduling	n/a
10/02/18	RedQuarry	eVestment Alliance	Financial Applications - Investment research document management and collaboration	n/a
10/02/18	Terraform Labs	Google	Marketing Applications - Speech recognition and customer service automation	n/a
10/02/18	Basis	InEight	ERP & Business Applications - Capital projects planning, validation and scheduling	n/a
10/02/18	Scoop.it	Linkfluence	Content Management - Web content curation	n/a
10/02/18	DataSplice	Prometheus Group	IT Operations Management - Enterprise asset management data integration	n/a
10/02/18	Solufy	Prometheus Group	Technical & Embedded Applications - IBM Maximo maintenance planning and scheduling	n/a
10/02/18	Starhome	Vista Equity Partners	Communications - Roaming management software for telecom providers	\$100
10/01/18	InfinityHR	Arcoro	ERP & Business Applications - Human resources payroll and enrollment management	n/a
10/01/18	Cloud Logistics	E2open	ERP & Business Applications - Automatic load consolidation and carrier selection	n/a
10/01/18	Agiletics	Jack Henry & Associates	Financial Applications - Escrow account funding and investment management	n/a
10/01/18	Triblio	Liferay	Marketing Applications - Account-based advertising and web personalization	n/a
10/01/18	Conversable	LivePerson	Marketing Applications - Automatic consumer inquiries messaging system	n/a
10/01/18	LoanLogics	Optimal Blue	Financial Applications - Mortgage loan pricing and risk analysis	n/a
10/01/18	Lumesse	Saba Software	ERP & Business Applications - Employee recruitment, compensation and skills management	n/a
10/01/18	Optimatics	Suez	Technical & Embedded Applications - Water distribution infrastructure planning and optimization	n/a
10/01/18	TradeMaster	Tyler Technologies	Technical & Embedded Applications - Safety inspection scheduling and reporting	\$5
10/01/18	Coreworx	Vela Software International	Content Management - Capital projects document management and collaboration	n/a

Sources: Company releases, Wall Street research

Most Active Strategic Acquirers: 2014 - 4Q 2018



[a] Includes only transactions for which data was publicly available

M&A Activity

Most Active Strategic Software Acquirers

2014 – 4Q 2018 (\$ millions)

Announced	Target	Consideration		Equity Value	Enterprise Value	Announced	Target	Consideration		Equity Value	Enterprise Value		
		% Cash	% Stock					% Cash	% Stock				
Broadcom Corporation						Cisco Systems (continued)						Broadcom	
		Known acquired value (since 2014):			\$26,051								
07/11/18	CA Technologies	100%	-	\$18,900	\$18,400	09/30/15	Portcullis Computer Security	-	-	-	-		
04/09/18	SourceClear	[a]	-	-	-	07/07/15	MaintenanceNet	-	-	-	\$139	Cisco	
09/28/17	Runscope	[a]	-	-	-	06/30/15	OpenDNS	100%	-	-	\$635		
06/15/17	zIT Consulting	[a]	-	-	-	06/03/15	Piston Cloud Computing	-	-	-	-		
03/07/17	Veracode	[a]	100%	-	\$614	05/07/15	Tropo	-	-	-	-	Dell	
12/28/16	Mobile System 7	[a]	-	-	-	04/01/15	Embrane	-	-	-	-		
12/01/16	Automic Software	[a]	-	-	\$636	12/10/14	Neohapsis	-	-	-	-		
11/02/16	Brocade Communications Systems	100%	-	\$5,500	\$5,900	09/18/14	Memoir Systems	-	-	-	-		
09/20/16	BlazeMeter	[a]	100%	-	-	09/17/14	Metacloud	-	-	-	\$149	IBM	
08/04/15	Xceedium	[a]	-	-	-	06/27/14	Assemblage	-	-	-	-		
06/08/15	IdMlogic	[a]	-	-	-	06/17/14	Tail-f Systems	-	-	-	\$175		
06/04/15	Grid Tools	[a]	-	-	\$21	05/21/14	ThreatGRID	-	-	-	-		
05/27/15	Rally Software	[a]	100%	-	\$480							Intel	
10/28/14	Identropy (SCUID assets)	[a]	-	-	-	Dell			Known acquired value (since 2014):			\$63,978	
						10/12/15	EMC	73%	27.0%	\$63,100	\$62,778		
						05/26/15	Virtustream	[a]	100%	-	\$1,200		
						04/16/15	Cloudlink Technologies	[a]	-	-	-	Intuit	
						10/28/14	Maginatics	[a]	-	-	-		
						10/28/14	Spanning Cloud Apps	[a]	-	-	-		
						10/13/14	Cloudscaling	[a]	-	-	-		
						07/08/14	Symplified (IP assets)	[a]	-	-	-		
						07/08/14	TwinStrata	[a]	-	-	-	Microsoft	
						05/05/14	DSSD	[a]	-	-	-		
						03/24/14	StatSoft	-	-	-	-		
						IBM			Known acquired value (since 2014):			\$38,033	Oracle
						10/28/18	Red Hat	100%	-	\$33,435	\$34,026		
						06/15/18	Oniqua	-	-	-	-		
						05/03/18	Armanta	-	-	-	-		
						10/04/17	Vivant Digital	-	-	-	-	Salesforce	
						09/14/17	Cloudigo	-	-	-	-		
						05/31/17	TIMETOACT GROUP	-	-	-	-		
						05/02/17	Verizon (assets)	-	-	-	-		
						01/23/17	Agile 3 Solutions	-	-	-	-	SAP	
						11/01/16	Fluid (assets)	-	-	-	-		
						10/27/16	Sanovi Technologies	-	-	-	-		
						06/01/16	EZ Legacy	-	-	-	-		
						03/31/16	Bluewolf	-	-	-	\$240	Symantec	
						03/18/16	Optevia	-	-	-	-		
						02/29/16	Resilient Systems	-	-	-	-		
						02/18/16	Truven Health Analytics	100%	-	-	\$2,600		
						02/03/16	Ex International	-	-	-	-	VMware	
						02/02/16	Aperto	-	-	-	-		

[a] Acquired by CA Technologies prior to its acquisition by Broadcom; acquired by EMC prior to its acquisition by Dell
 Note: "Known acquired value" includes only transactions for which data was publicly available

continued

M&A Activity

Most Active Strategic Software Acquirers continued

2014 – 4Q 2018 (\$ millions)

Announced	Target	Consideration		Equity Value	Enterprise Value	Announced	Target	Consideration		Equity Value	Enterprise Value		
		% Cash	% Stock					% Cash	% Stock				
IBM (continued)						Intel (continued)							
01/28/16	Resource/Ammirati	-	-	-	-	02/02/15	Lantiq	-	-	-	-	Broadcom	
01/21/16	Ustream	100%	-	-	\$130	01/20/15	Composyt Light Labs	-	-	-	-	Cisco	
01/15/16	IRIS Analytics	-	-	-	-	12/01/14	PasswordBox	-	-	-	-		
12/08/15	Clearleap	-	-	-	-	09/10/14	Powerwave	-	-	-	-		
11/03/15	Gravitant	100%	-	-	-	08/13/14	LSI	100%	-	-	\$650	Dell	
10/28/15	The Weather Company (assets)	-	-	-	-	05/09/14	Ginger Software (assets)	-	-	-	-		
10/05/15	Cleversafe	-	-	-	-	04/01/14	INSIDE Secure (assets)	100%	-	-	\$19		
09/28/15	Meteorix	100%	-	-	\$120	03/04/14	BASIS Science	-	-	-	-		
09/24/15	Advanced Application	100%	-	-	\$13								
09/10/15	StrongLoop	-	-	-	-	Intuit					Known acquired value (since 2014):	\$700	IBM
08/17/15	Appcore (cloud automation assets)	-	-	-	-	01/29/18	Applatix	-	-	-	-		
08/06/15	Merge Healthcare	100%	-	-	\$904	12/05/17	TSheets	100%	-	-	\$340		
07/23/15	Compose	-	-	-	-	10/26/17	Exactor	-	-	-	-		
06/03/15	Blue Box Group	-	-	-	-	10/10/16	MTS Global	-	-	-	-	Intel	
04/13/15	Phytel	-	-	-	-	03/24/15	Playbook HR	-	-	-	-		
04/13/15	Explorys	-	-	-	-	02/05/15	Porticor	-	-	-	-		
03/27/15	Blekkio (assets)	-	-	-	-	01/21/15	ZeroPaper	-	-	-	-		
03/04/15	AlchemyAPI	-	-	-	-	12/10/14	Acrede	-	-	-	-	Intuit	
08/11/14	Lighthouse Security Group (assets)	-	-	-	-	08/13/14	Itrios	-	-	-	-		
07/31/14	CrossIdeas	-	-	-	-	08/07/14	PaySuite	-	-	-	-		
05/20/14	Cognea	-	-	-	-	07/30/14	KDK Software	-	-	-	-		
04/10/14	Silverpop Systems	-	-	-	-	05/27/14	Check	-	-	-	\$360	Microsoft	
02/24/14	Cloudant	-	-	-	-	05/14/14	Invitco	-	-	-	-		
						05/08/14	Lettuce	-	-	-	-		
Intel						Microsoft							
					Known acquired value (since 2014):	\$31,786	Known acquired value (since 2014):					\$36,255	Oracle
09/10/18	NetSpeed Systems	-	-	-	-	11/19/18	FSLogix	-	-	-	-		
08/16/18	Vertex.AI	-	-	-	-	11/14/18	XOXCO	-	-	-	-		
07/12/18	eASIC	-	-	-	-	11/12/18	InXile Entertainment	-	-	-	-		
03/08/18	TunnelBear	[a]	-	-	-	09/13/18	Lobe Artificial Intelligence	-	-	-	-	Salesforce	
03/13/17	Mobileye	100%	-	\$14,700	\$15,300	06/20/18	Bonsai AI	-	-	-	-		
11/03/16	Voke	-	-	-	-	06/04/18	GitHub	-	100%	-	\$7,500		
09/05/16	Movidius	-	-	-	-	04/02/18	Forerunner Software (BI assets)	-	-	-	-		
08/10/16	Nervana Systems	-	-	-	-	02/13/18	Chalkup	-	-	-	-	SAP	
05/26/16	Itseez	-	-	-	-	01/29/18	PlayFab	100%	-	-	-		
04/05/16	Yogitech	-	-	-	-	01/03/18	Avere Systems	-	-	-	-		
03/09/16	Replay Technologies	-	-	-	-	11/06/17	Swing Technologies (assets)	-	-	-	-		
01/04/16	Ascending Technologies	-	-	-	-	10/03/17	AltospaceVR	-	-	-	-	Symantec	
10/26/15	Saffron Technology	-	-	-	-	08/15/17	Cycle Computing	-	-	-	-		
10/01/15	VIA Telecom (assets)	-	-	-	-	06/29/17	Cloudyn	100%	-	-	\$55		
08/24/15	Docea Power	-	-	-	-	05/24/17	Hexadite	-	-	-	-		
06/16/15	Recon Instruments	-	-	-	-	04/18/17	Intentional Software	-	-	-	-	VMware	
06/01/15	Altera	100%	-	\$16,700	\$15,817	04/10/17	Deis	-	-	-	-		
03/25/15	Lemoptix	-	-	-	-								

[a] Acquired by McAfee following its acquisition by Intel

Note: "Known acquired value" includes only transactions for which data was publicly available

continued

M&A Activity

Most Active Strategic Software Acquirers continued

2014 – 4Q 2018 (\$ millions)

Announced	Target	Consideration		Equity Value	Enterprise Value	Announced	Target	Consideration		Equity Value	Enterprise Value	
		% Cash	% Stock					% Cash	% Stock			
Microsoft (continued)						Oracle						Broadcom
04/10/17	Deis	-	-	-	-	11/15/18	Talari Networks	-	-	-	-	
01/17/17	Donya Labs	-	-	-	-	10/22/18	DataFox	-	-	-	-	Cisco
01/13/17	Maluuba	-	-	-	-	10/17/18	goBalto	-	-	-	-	
11/08/16	Beam Interactive	-	-	-	-	09/25/18	Iridize	-	-	-	-	
08/22/16	Genee	-	-	-	-	05/16/18	Datascience	-	-	-	-	Dell
06/16/16	Wand Labs	-	-	-	-	04/30/18	Vocado	-	-	-	-	
06/13/16	LinkedIn	100%	-	\$26,200	-	02/15/18	Zenedge	-	-	-	-	
05/03/16	Solair	-	-	-	-	12/17/17	Aconex	100%	-	-	\$1,200	
02/24/16	Xamarin	-	-	-	-	04/18/17	Moat	-	-	-	-	IBM
02/09/16	Zikera (Groove assets)	-	-	-	-	04/17/17	Wercker US	-	-	-	-	
02/03/16	TouchType	-	-	-	-	03/13/17	Webtrends (marketing analytics assets)	-	-	-	-	
01/19/16	Teacher Gaming (assets)	-	-	-	-	01/19/17	Apiary	-	-	-	-	
01/13/16	Event Zero (UC Commander assets)	-	-	-	-	11/21/16	Dyn	-	-	-	-	Intel
12/21/15	Talko (assets)	-	-	-	-	09/18/16	Palerra	-	-	-	-	
12/18/15	Metanautix	-	-	-	-	09/07/16	LogFire	-	-	-	-	
11/09/15	Secure Islands Technologies	-	-	-	-	07/28/16	NetSuite	100%	-	\$9,300	\$9,174	
11/05/15	Mobile Data Labs	-	-	-	-	05/02/16	Opower	100%	-	-	\$532	
10/02/15	Havok (assets)	-	-	-	-	04/28/16	Textura	100%	-	-	\$663	Intuit
09/29/15	Sensei Project Solutions (assets)	-	-	-	-	04/14/16	Crosswise	100%	-	-	\$50	
09/28/15	Adxstudio (assets)	-	-	-	-	02/22/16	Ravello Systems	-	-	-	-	
09/12/15	Double Labs	-	-	-	-	01/05/16	AddThis	100%	-	-	-	
09/08/15	Adallom	-	-	-	-	12/18/15	StackEngine	-	-	-	-	Microsoft
09/03/15	VoloMetrix	-	-	-	-	08/20/15	Maxymiser	-	-	-	-	
08/03/15	Incent Games	-	-	-	-	12/22/14	Datalogix	-	-	-	-	
07/16/15	FieldOne	-	-	-	-	09/14/14	Front Porch Digital	-	-	-	-	Oracle
06/10/15	BlueStripe Software	-	-	-	-	07/31/14	TOA Technologies	-	-	-	-	
06/02/15	6Wunderkinder GmbH	-	-	-	-	06/23/14	MICROS Systems	100%	-	\$5,300	\$4,642	
04/14/15	Datazen Software	-	-	-	-	06/20/14	LiveLOOK	-	-	-	-	
03/26/15	LiveLoop	-	-	-	-	05/15/14	GreenBytes	-	-	-	-	Salesforce
02/12/15	N-trig	-	-	-	-	02/24/14	BlueKai	-	-	-	-	
02/04/15	Sunrise Atelier	-	-	-	-	01/07/14	Corente	-	-	-	-	
01/23/15	Revolution Analytics	100%	-	-	-	Salesforce.com Known acquired value (since 2014): \$11,928						
01/20/15	Equivio	-	-	-	-	10/05/18	Rebel	-	-	-	-	SAP
12/11/14	Bit Stadium	-	-	-	-	07/16/18	Datorama	16%	83.7%	\$744	\$726	
12/01/14	Acomplii	-	-	-	-	03/20/18	MuleSoft	80%	20.0%	\$6,580	\$6,500	
11/13/14	Aorato	-	-	-	-	03/12/18	CloudCraze	-	-	-	-	
09/15/14	Mojang AB	-	-	-	\$2,500	01/08/18	Attic Labs	-	-	-	-	Symantec
07/11/14	InMage Systems	-	-	-	-	01/24/17	Sequence	-	-	-	\$26	
05/28/14	Capptain	-	-	-	-	01/13/17	Unity&Variety	-	-	-	-	
05/01/14	GreenButton Limited	-	-	-	-	12/13/16	Twin Prime	-	-	-	-	
03/04/14	Junction Solutions (JunctionMCR)	-	-	-	-	10/04/16	Krux	50%	50.0%	-	\$680	VMware
01/27/14	Epic Games (assets)	-	-	-	-	09/15/16	Gravity Tank	-	-	-	-	
01/07/14	Parature	-	-	-	-							

continued

Note: "Known acquired value" includes only transactions for which data was publicly available

M&A Activity

Most Active Strategic Software Acquirers continued

2014 – 4Q 2018 (\$ millions)

Announced	Target	Consideration		Equity Value	Enterprise Value	Announced	Target	Consideration		Equity Value	Enterprise Value	
		% Cash	% Stock					% Cash	% Stock			
Salesforce.com (continued)						Symantec (continued)						
09/07/16	Heywire	-	-	-	-	06/12/16	Blue Coat Systems	100%	-	-	\$4,650	
08/15/16	BeyondCore	-	-	-	\$110	08/20/15	Blackfin Security Group	-	-	-	-	
08/01/16	Quip	-	100%	-	\$410	01/12/15	Narus	-	-	-	-	
07/21/16	Coolan	-	-	-	-	05/28/14	Nitrodesk	-	-	-	-	
06/01/16	Demandware	100%	-	-	\$2,800	VMware					Known acquired value (since 2014):	\$2,090
05/09/16	Implisit	-	-	-	-	11/06/18	Heptio	100%	-	-	\$550	
04/04/16	MetaMind	-	-	-	-	08/27/18	CloudHealth Technologies	-	-	-	-	
02/19/16	TappingStone	-	-	-	-	03/28/18	E8 Security	-	-	-	-	
12/23/15	SteelBrick	-	100%	\$360	\$300	02/22/18	CloudVeloX (Talent and technology assets)	-	-	-	-	
12/14/15	MinHash	-	-	-	-	02/14/18	CloudCoreo	-	-	-	-	
09/02/15	AKTA	-	-	-	-	11/02/17	VeloCloud Networks	100%	-	-	-	
06/25/15	Kerensen Consulting SAS	100%	-	-	\$24	05/15/17	Aptelligent	100%	-	-	-	
05/29/15	Tempo.ai	-	-	-	-	04/12/17	Wavefront	-	-	-	-	
04/01/15	Toopher	-	-	-	-	12/19/16	PLUMgrid	-	-	-	-	
07/10/14	RelateIQ	-	100%	\$392	\$352	06/13/16	Arkin Net	-	-	-	-	
SAP						10/14/15	Boxer	-	-	-	-	
Known acquired value (since 2014):						\$18,838	02/03/15	Immidio	-	-	-	-
11/19/18	Contextor	-	-	-	-	10/29/14	Continuent (assets)	-	-	-	-	
11/11/18	Qualtrics	100%	-	-	\$8,000	08/20/14	CloudVolumes	-	-	-	-	
06/05/18	Coresystems	-	-	-	-	08/04/14	Virtual System (cloud migration assets)	-	-	-	-	
01/30/18	CallidusCloud	100%	-	-	\$2,400	03/06/14	Third Sky	-	-	-	-	
01/22/18	Recast.AI SAS	-	-	-	-	01/22/14	AirWatch	76%	24%	-	\$1,540	
09/24/17	Gigya	-	-	-	\$325							
12/14/16	Abakus	-	-	-	-							
09/28/16	PLAT.ONE	-	-	-	-							
09/27/16	Altiscale	-	-	-	-							
06/21/16	Fedem Technology	-	-	-	-							
02/16/16	MeLLmo	-	-	-	-							
10/13/15	Multiposting	-	-	-	-							
09/18/14	Concur Technologies	-	-	\$8,300	\$8,113							
05/20/14	SeeWhy	-	-	-	-							
03/26/14	Fieldglass	-	-	-	-							
Symantec						Known acquired value (since 2014):						\$6,989
11/05/18	Appthority	-	-	-	-							
11/05/18	Javelin Networks	-	-	-	-							
11/06/17	SurfEasy	100%	-	-	\$39							
10/25/17	Outlier Security	-	-	-	-							
07/11/17	Skycure	-	-	-	-							
07/06/17	Fireglass	-	-	-	-							
06/03/17	Watchful Software	-	-	-	-							
11/20/16	LifeLock	100%	-	\$2,335	\$2,300							

Broadcom

Cisco

Dell

IBM

Intel

Intuit

Microsoft

Oracle

Salesforce

SAP

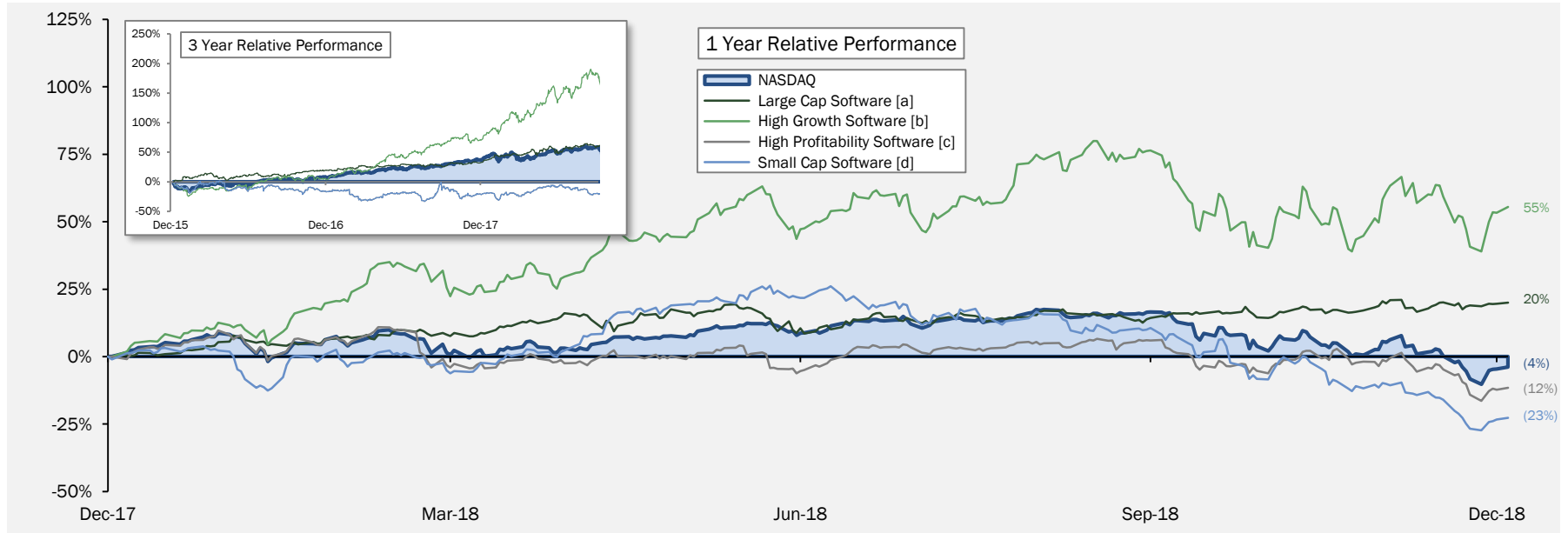
Symantec

VMware

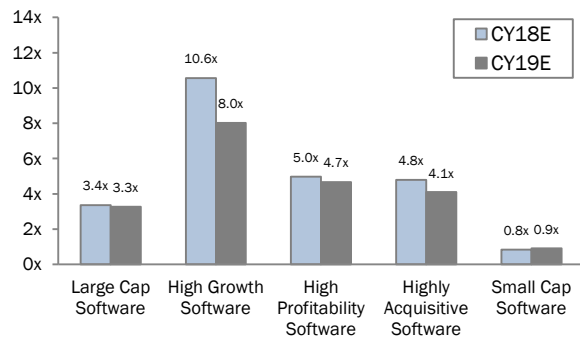
Note: "Known acquired value" includes only transactions for which data was publicly available

Public Equity Market Valuations

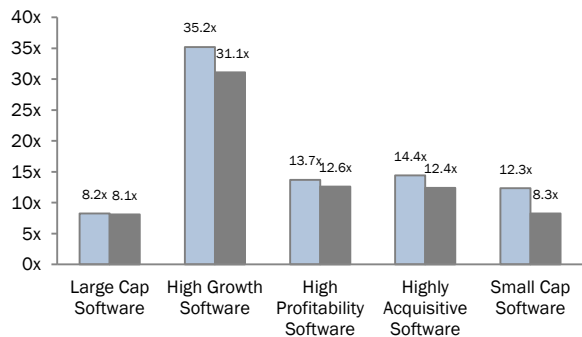
LTM Relative Performance of Shea & Company Software Indices



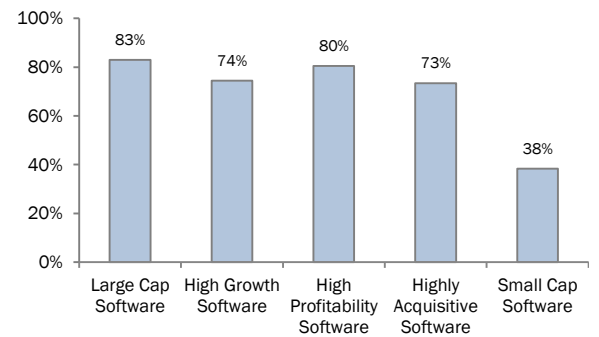
Median EV / Revenue



Median EV / EBITDA



Median % of 52 Week High



Note: EV / EBITDA multiples in excess of 50x or less than 0x are considered to be not meaningful

Sources: Company releases, Wall Street research

[a] Large Cap Software includes: MSFT, ORCL, INTC, CSCO, IBM, SAP, HPE, DELL

[b] High Growth Software includes: ADSK, APPF, AYX, CDLX, DATA, EVBG, HUBS, MDB, NEWR, NOW, NTNX, OKTA, PS, PSTG, QTWO, SHOP, SMAR, SSNC, TEAM, TENB, TWLO, TWOU, UPLD, VERI, WDAY, WIX, XRO, YEXT, ZEN, ZS, ZUO

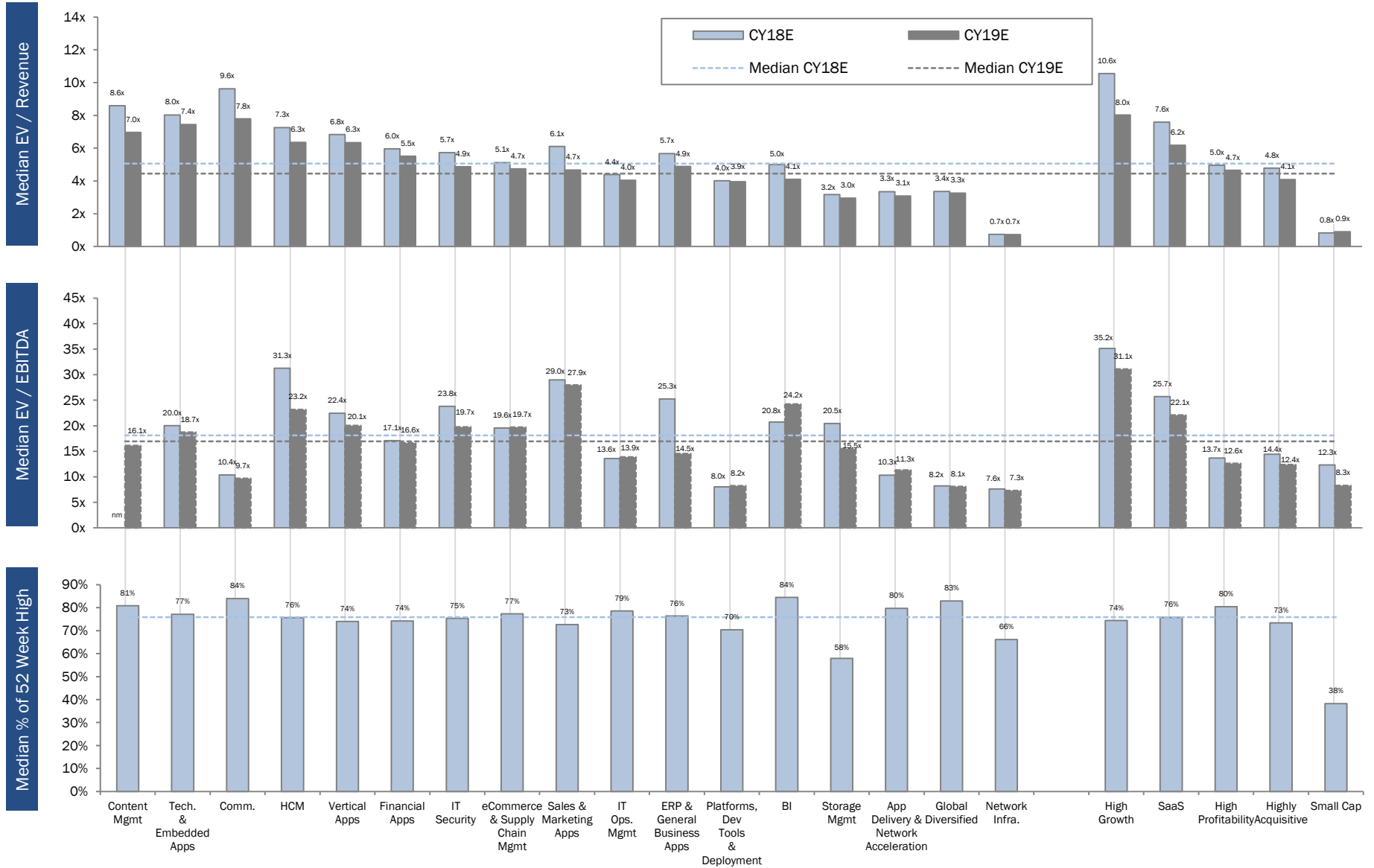
[c] High Profitability Software includes: AKAM, ANSS, AZPN, CHKP, CSCO, CTXS, FFIV, FIS, FISV, INTC, INTU, JCOM, LOGM, MCRO, MSCJ, MSFT, ORCL, OTEX, PAYC, PRGS, QLYS, SSNC, SWX:TEMN, SYMC, UPLD, VEEV, VMW, VRSN

[d] Small Cap Software includes: AMBR, ASUR, AVID, BOXL, CDLX, CYRN, DTRM, EGAN, FALC, MRIN, NTKW, RUBI, SREV, TISA, TSX:ABT, TSX:NXJ, VERI

Highly Acquisitive Software includes: DHR, ROP, TSX:CSU, SSNC, OTEX, MCRO, JCOM, EPAY, TSX:DSG, TSX:ENGH, UPLD, ASUR

Public Equity Market Valuations

Price Performance and Valuation Metrics by Segment



Note: EV / EBITDA multiples in excess of 50x or less than 0x are considered to be not meaningful
 Sources: Company releases, Wall Street research

Public Equity Market Valuations

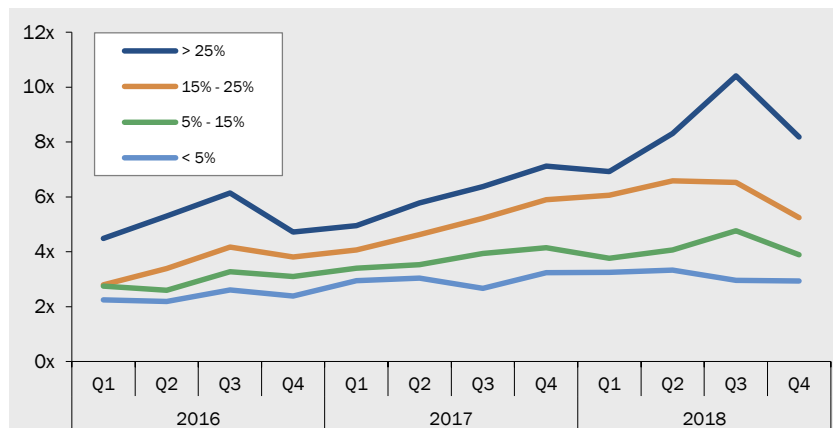
Equity Trading Multiples by Growth Tranche

Market Valuations of Publicly Traded Software Companies by Growth Tranche

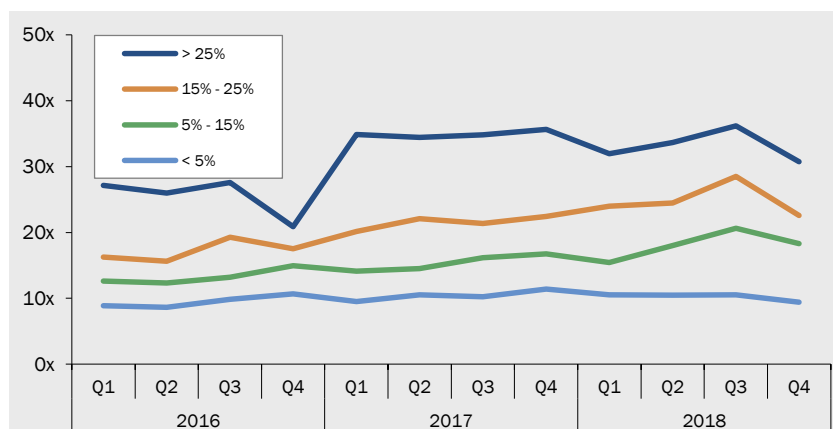
Revenue Growth	Date	EV / Revenue				EV / EBITDA			
		Current Year		Forward Year		Current Year		Forward Year	
		Mean	Median	Mean	Median	Mean	Median	Mean	Median
< 5%	Q4 2018	3.3 x	2.9 x	3.2 x	2.9 x	13.3 x	9.6 x	12.8 x	9.4 x
	Q3 2018	3.6	3.1	3.5	3.0	13.1	11.0	12.1	10.5
	Q2 2018	3.5	3.4	3.4	3.3	11.7	11.3	12.2	10.5
	Q1 2018	3.3	3.3	3.2	3.2	11.6	11.0	12.2	10.5
	Q4 2017	3.8	3.3	3.6	3.2	14.0	11.2	12.9	11.4
	Q3 2017	3.4	2.7	3.2	2.7	11.6	10.7	11.0	10.2
	Q2 2017	3.2	3.1	3.1	3.0	11.6	11.0	12.3	10.5
	Q1 2017	2.9	3.0	2.9	2.9	10.6	10.5	9.9	9.5
	Q4 2016	2.8	2.4	2.7	2.4	12.4	10.1	12.0	10.6
	Q3 2016	3.0	2.7	2.9	2.6	11.4	9.8	11.4	9.8
	Q2 2016	2.6	2.2	2.5	2.2	10.5	8.4	9.3	8.6
	Q1 2016	2.5	2.3	2.5	2.2	10.2	9.5	8.9	8.9
5% - 15%	Q4 2018	4.6 x	4.2 x	4.2 x	3.9 x	21.7 x	20.8 x	19.3 x	18.3 x
	Q3 2018	5.5	5.2	5.0	4.8	24.4	24.1	21.6	20.6
	Q2 2018	5.0	4.4	4.5	4.1	22.7	20.7	19.6	18.0
	Q1 2018	4.2	4.1	3.9	3.8	18.1	17.5	16.9	15.4
	Q4 2017	4.5	4.5	4.2	4.1	21.2	19.4	17.7	16.8
	Q3 2017	4.3	4.2	4.0	3.9	19.6	18.0	17.9	16.2
	Q2 2017	4.1	3.8	3.7	3.5	17.8	16.3	16.6	14.5
	Q1 2017	3.8	3.8	3.5	3.4	17.3	15.7	15.2	14.1
	Q4 2016	3.9	3.4	3.5	3.1	17.3	16.7	15.5	14.9
	Q3 2016	3.8	3.5	3.5	3.3	17.0	14.9	14.6	13.2
	Q2 2016	3.5	2.8	3.2	2.6	15.2	14.2	13.9	12.3
	Q1 2016	3.4	3.0	3.2	2.8	14.8	14.1	13.6	12.6
15% - 25%	Q4 2018	6.7 x	6.2 x	5.5 x	5.2 x	27.1 x	26.6 x	24.3 x	22.6 x
	Q3 2018	8.5	7.8	7.0	6.5	32.0	33.0	28.6	28.5
	Q2 2018	8.1	7.9	6.7	6.6	29.2	28.8	27.6	24.5
	Q1 2018	7.3	7.1	6.0	6.1	29.4	27.0	26.9	24.0
	Q4 2017	6.9	6.9	5.8	5.9	28.2	27.4	24.6	22.4
	Q3 2017	6.3	6.3	5.2	5.2	27.5	26.2	23.7	21.3
	Q2 2017	5.4	5.6	4.5	4.6	28.6	25.9	22.9	22.1
	Q1 2017	4.7	4.8	3.9	4.1	24.8	23.7	20.6	20.1
	Q4 2016	4.5	4.5	3.8	3.8	23.5	21.6	19.4	17.5
	Q3 2016	4.7	5.2	3.9	4.2	24.7	23.6	19.2	19.3
	Q2 2016	4.3	4.0	3.6	3.4	21.2	17.4	18.2	15.6
	Q1 2016	3.7	3.3	3.1	2.8	21.7	18.1	18.2	16.3
> 25%	Q4 2018	10.6 x	10.6 x	8.1 x	8.2 x	29.4 x	29.0 x	27.1 x	30.7 x
	Q3 2018	12.9	13.3	9.8	10.4	42.2	42.2	35.1	36.2
	Q2 2018	10.6	11.3	8.0	8.3	37.5	37.5	35.4	33.7
	Q1 2018	8.3	8.8	6.3	6.9	42.4	42.5	33.7	32.0
	Q4 2017	9.1	9.3	6.7	7.1	27.0	17.7	29.0	35.6
	Q3 2017	9.2	8.3	6.6	6.4	29.6	28.1	31.7	34.8
	Q2 2017	7.1	7.3	5.5	5.8	28.0	27.8	33.3	34.5
	Q1 2017	6.4	6.5	5.0	4.9	39.2	39.2	33.3	34.9
	Q4 2016	6.3	6.1	4.9	4.7	25.2	24.2	21.4	20.9
	Q3 2016	8.3	8.6	6.4	6.1	28.7	34.9	29.0	27.6
	Q2 2016	6.7	6.9	5.0	5.3	35.7	34.0	25.1	26.0
	Q1 2016	5.6	5.8	4.3	4.5	33.6	38.7	28.4	27.1

Note: EV / EBITDA multiples in excess of 50x or less than 0x are considered to be not meaningful
Sources: Company releases, Wall Street research

Forward Year Median EV / Revenue by Growth Tranche

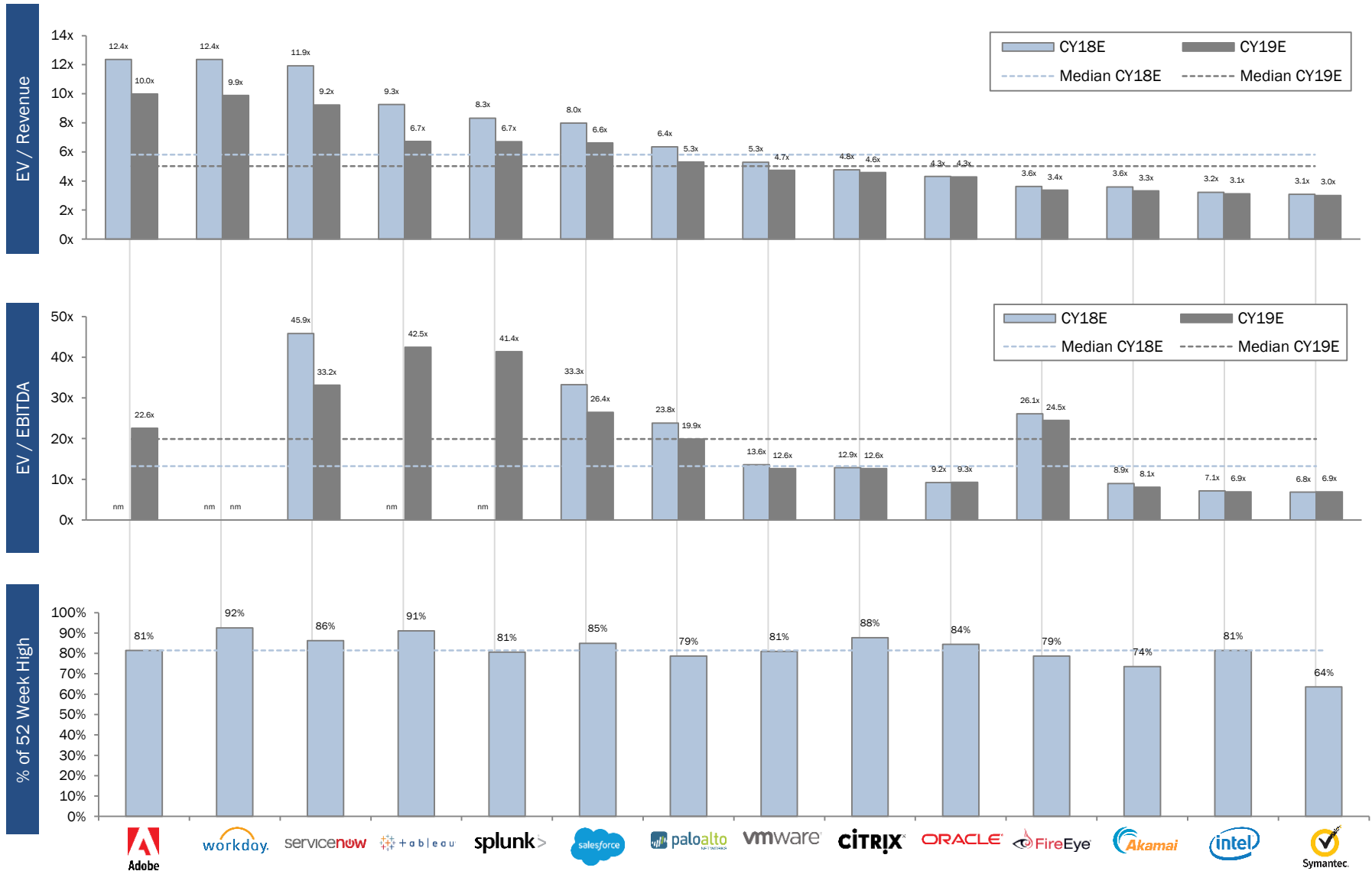


Forward Year Median EV / EBITDA by Growth Tranche



Public Equity Market Valuations

Price Performance and Valuation Metrics of Selected Software Vendors



Note: EV / EBITDA multiples in excess of 50x or less than 0x are considered to be not meaningful
 Sources: Company releases, Wall Street research

Public Equity Market Valuations

Equity Trading Multiples by Segment

(\$ millions)

Company	Share Price (12/31/18)	Market Value	Enterprise Value	Revenue [a]			EV / Revenue		EBITDA [a]			EV / EBITDA [b]		P / E Multiple [b]		
				CY18E	CY19E	y/y	CY18E	CY19E	CY18E	mgn	CY19E	mgn	CY18E	CY19E	CY18E	CY19E
Global Diversified																
Microsoft	\$ 101.57	\$ 779,805	\$ 731,962	\$ 118,467	\$ 130,439	10%	6.2x	5.6x	\$ 49,866	42%	\$ 55,567	43%	14.7x	13.2x	23.6x	21.9x
Intel	46.93	214,189	228,877	71,220	73,348	3%	3.2x	3.1x	32,075	45%	32,997	45%	7.1x	6.9x	10.3x	10.3x
Cisco Systems	43.33	194,810	177,862	50,804	52,312	3%	3.5x	3.4x	17,966	35%	18,506	35%	9.9x	9.6x	15.3x	13.7x
Oracle	45.15	162,040	171,425	39,758	40,025	1%	4.3x	4.3x	18,615	47%	18,524	46%	9.2x	9.3x	13.6x	12.7x
SAP	99.83	119,155	122,564	28,120	30,498	8%	4.4x	4.0x	9,201	33%	10,168	33%	13.3x	12.1x	20.0x	18.1x
IBM	113.67	103,303	136,019	79,755	79,246	-1%	1.7x	1.7x	18,731	23%	19,720	25%	7.3x	6.9x	8.2x	8.2x
Dell	48.87	35,110	73,126	90,871	94,591	4%	0.8x	0.8x	10,113	11%	11,141	12%	7.2x	6.6x	7.3x	6.9x
HP Enterprise	13.21	18,477	25,773	30,836	31,054	1%	0.8x	0.8x	5,397	18%	5,317	17%	4.8x	4.8x	8.3x	8.2x
Mean	\$203,361	\$208,451	\$63,729	\$66,439	4%	3.1x	3.0x	\$20,246	32%	\$21,492	32%	9.2x	8.7x	13.3x	12.5x	
Median	140,597	153,722	61,012	62,830	3%	3.4x	3.3x	18,290	34%	18,515	34%	8.2x	8.1x	12.0x	11.5x	
Application Delivery & Network Acceleration																
Citrix Systems	\$ 102.46	\$ 13,808	\$ 14,131	\$ 2,963	\$ 3,085	4%	4.8x	4.6x	\$ 1,099	37%	\$ 1,118	36%	12.9x	12.6x	18.4x	16.9x
Akamai Technologies	61.08	9,948	9,691	2,704	2,920	8%	3.6x	3.3x	1,084	40%	1,200	41%	8.9x	8.1x	17.2x	15.1x
F5 Networks	162.03	9,823	8,784	2,186	2,259	3%	4.0x	3.9x	851	39%	884	39%	10.3x	9.9x	15.9x	14.9x
Radware	22.71	1,029	729	234	256	10%	3.1x	2.8x	30	13%	38	15%	24.3x	19.4x	47.3x	36.4x
A10 Networks	6.24	461	337	231	241	4%	1.5x	1.4x	6	3%	11	4%	nm	31.8x	nm	nm
Limelight Networks	2.34	265	212	196	217	11%	1.1x	1.0x	31	16%	36	16%	6.8x	5.9x	21.9x	16.3x
Mean	\$5,889	\$5,647	\$1,419	\$1,496	7%	3.0x	2.8x	\$517	25%	\$548	25%	12.6x	14.6x	24.1x	19.9x	
Median	5,426	4,756	1,210	1,257	6%	3.3x	3.1x	441	27%	461	26%	10.3x	11.3x	18.4x	16.3x	
Business Intelligence																
Tableau Software	\$ 120.00	\$ 10,028	\$ 9,071	\$ 986	\$ 1,350	37%	9.2x	6.7x	\$ (15)	nm	\$ 213	16%	nm	42.5x	nm	73.6x
Elastic	71.48	5,073	4,752	233	324	39%	20.4x	14.6x	n/a	n/a	(71)	nm	n/a	nm	nm	nm
Alteryx	59.47	3,650	3,493	201	272	35%	17.4x	12.8x	1	1%	4	1%	nm	nm	nm	nm
Inovalon	14.18	2,161	3,015	536	632	18%	5.6x	4.8x	160	30%	202	32%	18.9x	14.9x	47.0x	34.0x
Cloudera	11.06	1,698	1,308	453	538	19%	2.9x	2.4x	(46)	nm	(37)	nm	nm	nm	nm	nm
MicroStrategy	127.75	1,465	766	501	512	2%	1.5x	1.5x	37	7%	31	6%	20.8x	24.5x	39.3x	37.0x
Talend	37.08	1,115	1,026	205	250	22%	5.0x	4.1x	(14)	nm	(8)	nm	nm	nm	nm	nm
Attunity	19.68	421	383	84	102	21%	4.5x	3.8x	12	15%	16	16%	30.8x	24.0x	42.8x	33.9x
Mean	\$3,201	\$2,977	\$400	\$498	24%	8.3x	6.3x	\$19	13%	\$44	14%	23.5x	26.5x	43.0x	44.6x	
Median	1,930	2,162	343	418	21%	5.3x	4.4x	1	11%	10	16%	20.8x	24.2x	42.8x	35.5x	

Global Diversified

Application Delivery & Network Acceleration

Business Intelligence

Communications

Content Management

eCommerce & Supply Chain Management

ERP & General Business Applications

Financial Applications

Human Capital Management

IT Operations Management

IT Security

Network Infrastructure

Platforms, Dev Tools & Deployment

Sales & Marketing Applications

Storage Management

Technical & Embedded Apps

Vertical Applications

Software-as-a-Service

Small Cap

Highly Acquisitive

High Growth

High Profitability

Notes:

[a] Wall Street consensus estimates

[b] EV / EBITDA multiples in excess of 50x or less than 0x and P / E multiples in excess of 100x or less than 0x are considered to be not meaningful

Sources: Company releases, Wall Street research

Public Equity Market Valuations

Equity Trading Multiples by Segment continued

(\$ millions)

Company	Share Price (12/31/18)	Market Value	Enterprise Value	Revenue [a]			EV / Revenue		EBITDA [a]			EV / EBITDA [b]		P / E Multiple [b]		
				CY18E	CY19E	y/y	CY18E	CY19E	CY18E	mgn	CY19E	mgn	CY18E	CY19E	CY18E	CY19E
Communications																
Amdocs	\$ 58.58	\$ 8,176	\$ 7,700	\$ 4,006	\$ 4,125	3%	1.9x	1.9x	\$ 799	20%	\$ 862	21%	9.6x	8.9x	14.8x	13.5x
RingCentral	82.44	6,623	6,411	666	823	24%	9.6x	7.8x	79	12%	102	12%	nm	nm	nm	nm
Verint Systems	42.31	2,762	3,150	1,242	1,328	7%	2.5x	2.4x	284	23%	326	25%	11.1x	9.7x	13.3x	12.0x
Five9	43.72	2,570	2,497	252	295	17%	9.9x	8.5x	41	16%	50	17%	nm	49.5x	86.5x	75.4x
Everbridge	56.76	1,683	1,673	146	185	27%	11.5x	9.0x	(3)	nm	3	2%	nm	nm	nm	nm
Mean		\$4,363	\$4,286	\$1,262	\$1,351	15%	7.1x	5.9x	\$240	18%	\$269	15%	10.4x	22.7x	38.2x	33.7x
Median		2,762	3,150	666	823	17%	9.6x	7.8x	79	18%	102	17%	10.4x	9.7x	14.8x	13.5x
Content Management																
Adobe	\$ 226.24	\$ 110,435	\$ 111,331	\$ 9,001	\$ 11,154	24%	12.4x	10.0x	n/a	n/a	\$ 4,934	44%	n/a	22.6x	33.4x	29.1x
OpenText	32.60	8,721	10,554	2,837	2,873	1%	3.7x	3.7x	1,038	37%	1,096	38%	10.2x	9.6x	12.6x	11.8x
DocuSign	40.08	6,623	5,962	694	856	23%	8.6x	7.0x	40	6%	84	10%	nm	nm	nm	nm
Mean		\$41,927	\$42,615	\$4,178	\$4,961	16%	8.2x	6.9x	\$539	21%	\$2,038	31%	10.2x	16.1x	23.0x	20.4x
Median		8,721	10,554	2,837	2,873	23%	8.6x	7.0x	539	21%	1,096	38%	nm	16.1x	23.0x	20.4x
eCommerce & Supply Chain Management																
Shopify	\$ 138.45	\$ 15,276	\$ 13,697	\$ 1,057	\$ 1,473	39%	13.0x	9.3x	\$ 40	4%	\$ 94	6%	nm	nm	nm	nm
Manhattan Associates	42.37	2,770	2,676	554	564	2%	4.8x	4.7x	155	28%	128	23%	17.3x	20.9x	24.9x	30.4x
Descartes Systems	26.40	2,030	2,047	276	305	11%	7.4x	6.7x	94	34%	107	35%	21.8x	19.1x	23.2x	20.5x
SPS Commerce	82.38	1,455	1,266	247	274	11%	5.1x	4.6x	51	21%	62	23%	24.7x	20.3x	44.3x	40.3x
American Software	10.45	323	243	114	121	7%	2.1x	2.0x	15	14%	18	15%	15.8x	13.2x	38.7x	32.7x
Mean		\$4,371	\$3,986	\$449	\$547	14%	6.5x	5.5x	\$71	20%	\$82	20%	19.9x	18.4x	32.8x	31.0x
Median		2,030	2,047	276	305	11%	5.1x	4.7x	51	21%	94	23%	19.6x	19.7x	31.8x	31.5x

- Global Diversified
- Application Delivery & Network Acceleration
- Business Intelligence
- Communications
- Content Management
- eCommerce & Supply Chain Management
- ERP & General Business Applications
- Financial Applications
- Human Capital Management
- IT Operations Management
- IT Security
- Network Infrastructure
- Platforms, Dev Tools & Deployment
- Sales & Marketing Applications
- Storage Management
- Technical & Embedded Apps
- Vertical Applications
- Software-as-a-Service
- Small Cap
- Highly Acquisitive
- High Growth
- High Profitability

Notes:

[a] Wall Street consensus estimates

[b] EV / EBITDA multiples in excess of 50x or less than 0x and P / E multiples in excess of 100x or less than 0x are considered to be not meaningful

Sources: Company releases, Wall Street research

Public Equity Market Valuations

Equity Trading Multiples by Segment continued

(\$ millions)

Company	Share Price (12/31/18)	Market Value	Enterprise Value	Revenue [a]			EV / Revenue		EBITDA [a]			EV / EBITDA [b]		P / E Multiple [b]		
				CY18E	CY19E	y/y	CY18E	CY19E	CY18E	mgn	CY19E	mgn	CY18E	CY19E	CY18E	CY19E
ERP & General Business Applications																
Salesforce.com	\$ 136.97	\$ 104,782	\$ 105,723	\$ 13,243	\$ 15,984	21%	8.0x	6.6x	\$ 3,177	24%	\$ 3,956	25%	33.3x	26.7x	52.5x	49.7x
Constellation Software	640.41	13,571	13,517	3,030	3,469	15%	4.5x	3.9x	763	25%	914	26%	17.7x	14.8x	23.8x	19.8x
Sage Group	7.66	8,321	9,148	2,350	2,486	6%	3.9x	3.7x	672	29%	645	26%	13.6x	14.2x	18.5x	20.0x
Zendesk	58.37	6,248	6,249	592	779	32%	10.6x	8.0x	35	6%	65	8%	nm	nm	nm	nm
Medidata Solutions	67.42	4,126	4,022	637	752	18%	6.3x	5.4x	153	24%	187	25%	26.4x	21.5x	41.2x	36.7x
j2 Global	69.38	3,420	4,127	1,203	1,294	8%	3.4x	3.2x	489	41%	538	42%	8.4x	7.7x	11.0x	10.2x
Anaplan	26.54	3,317	2,946	235	301	28%	12.5x	9.8x	(68)	nm	(65)	nm	nm	nm	nm	nm
Smartsheet	24.86	2,579	2,373	175	243	39%	13.5x	9.8x	(29)	nm	(33)	nm	nm	nm	nm	nm
Workiva	35.89	1,574	1,495	243	279	15%	6.2x	5.4x	(16)	nm	(9)	nm	nm	nm	nm	nm
TechnologyOne	4.34	1,377	1,303	208	237	14%	6.3x	5.5x	52	25%	60	25%	25.3x	21.9x	38.6x	31.9x
Enghouse Systems	48.67	1,328	1,187	256	273	7%	4.6x	4.4x	79	31%	83	31%	14.9x	14.3x	27.1x	25.4x
PROS	31.40	1,167	1,107	195	227	16%	5.7x	4.9x	(21)	nm	(13)	nm	nm	nm	nm	nm
QAD	39.33	740	615	332	350	5%	1.9x	1.8x	24	7%	24	7%	25.9x	25.7x	53.1x	54.4x
Upland Software	27.18	587	729	148	190	28%	4.9x	3.8x	52	35%	69	36%	13.9x	10.5x	17.0x	13.7x
Synchronoss Technologies	6.14	262	460	330	344	4%	1.4x	1.3x	11	3%	53	15%	40.6x	8.7x	nm	nm
Mean	\$10,226	\$10,334	\$10,334	\$1,545	\$1,814	17%	6.2x	5.2x	\$358	23%	\$431	24%	22.0x	16.6x	31.4x	29.1x
Median	2,579	2,373	2,373	330	344	15%	5.7x	4.9x	52	25%	65	25%	21.5x	14.5x	27.1x	25.4x

Global Diversified

Application Delivery & Network Acceleration

Business Intelligence

Communications

Content Management

eCommerce & Supply Chain Management

ERP & General Business Applications

Financial Applications

Human Capital Management

IT Operations Management

IT Security

Network Infrastructure

Platforms, Dev Tools & Deployment

Sales & Marketing Applications

Storage Management

Technical & Embedded Apps

Vertical Applications

Software-as-a-Service

Small Cap

Highly Acquisitive

High Growth

High Profitability

Notes:

[a] Wall Street consensus estimates

[b] EV / EBITDA multiples in excess of 50x or less than 0x and P / E multiples in excess of 100x or less than 0x are considered to be not meaningful

Sources: Company releases, Wall Street research

Public Equity Market Valuations

Equity Trading Multiples by Segment continued

(\$ millions)

Company	Share Price (12/31/18)	Market Value	Enterprise Value	Revenue [a]			EV / Revenue		EBITDA [a]				EV / EBITDA [b]		P / E Multiple [b]	
				CY18E	CY19E	y/y	CY18E	CY19E	CY18E	mgn	CY19E	mgn	CY18E	CY19E	CY18E	CY19E
Financial Applications																
Intuit	\$ 196.85	\$ 51,090	\$ 50,183	\$ 6,410	\$ 6,881	7%	7.8x	7.3x	\$ 2,441	38%	\$ 2,487	36%	20.6x	20.2x	31.2x	29.6x
FIS	102.55	33,584	42,075	8,473	8,660	2%	5.0x	4.9x	3,166	37%	3,346	39%	13.3x	12.6x	19.6x	17.8x
Fiserv	73.49	29,284	33,886	5,828	6,180	6%	5.8x	5.5x	2,162	37%	2,327	38%	15.7x	14.6x	23.5x	20.9x
MSCI	147.43	12,979	14,155	1,435	1,547	8%	9.9x	9.1x	781	54%	852	55%	18.1x	16.6x	28.1x	24.7x
SS&C Technologies	45.11	11,308	17,262	3,461	4,740	37%	5.0x	3.6x	1,252	36%	1,789	38%	13.8x	9.6x	16.0x	12.6x
Jack Henry	126.52	9,780	9,665	1,575	1,630	3%	6.1x	5.9x	551	35%	547	34%	17.6x	17.7x	31.9x	33.1x
Temenos Group	119.82	8,318	8,753	847	958	13%	10.3x	9.1x	317	37%	369	39%	27.6x	23.7x	40.4x	34.7x
Fair Isaac	187.00	5,415	6,089	1,062	1,146	8%	5.7x	5.3x	241	23%	260	23%	25.3x	23.5x	29.4x	26.0x
Xero	29.62	4,139	4,376	348	459	32%	12.6x	9.5x	46	13%	91	20%	nm	48.3x	nm	nm
Coupa Software	62.86	3,737	3,502	253	314	24%	13.8x	11.2x	18	7%	23	7%	nm	nm	nm	nm
SimCorp	68.35	2,680	2,644	433	477	10%	6.1x	5.5x	118	27%	135	28%	22.3x	19.6x	31.8x	27.2x
Envestnet	49.19	2,249	2,551	813	901	11%	3.1x	2.8x	157	19%	181	20%	16.3x	14.1x	25.7x	22.6x
BlackLine	40.95	2,238	2,113	227	279	23%	9.3x	7.6x	13	6%	19	7%	nm	nm	nm	nm
Ellie Mae	62.83	2,189	1,917	480	510	6%	4.0x	3.8x	128	27%	145	28%	15.0x	13.3x	33.1x	31.8x
Q2 Holdings	49.55	2,149	2,031	241	306	27%	8.4x	6.6x	19	8%	24	8%	nm	nm	nm	nm
Avalara	31.15	2,072	1,933	266	318	20%	7.3x	6.1x	(38)	nm	(29)	nm	nm	nm	nm	nm
Bottomline Technologies	48.00	2,068	2,091	414	446	8%	5.1x	4.7x	99	24%	107	24%	21.1x	19.6x	35.9x	29.9x
Zuora	18.14	1,968	1,809	234	295	26%	7.7x	6.1x	(40)	nm	(40)	nm	nm	nm	nm	nm
IRESS	7.84	1,340	1,472	328	350	7%	4.5x	4.2x	89	27%	98	28%	16.6x	15.0x	24.9x	22.4x
Ebix	42.56	1,331	1,873	492	601	22%	3.8x	3.1x	164	33%	196	33%	11.4x	9.6x	11.7x	9.7x
Asseco Poland	12.30	1,021	1,548	2,466	2,510	2%	0.6x	0.6x	317	13%	306	12%	4.9x	5.1x	11.8x	12.5x
Model N	13.23	416	413	150	144	-4%	2.8x	2.9x	11	7%	12	9%	38.6x	33.5x	nm	83.5x
Mean	\$ 8,698	\$9,652	\$1,647	\$1,802	14%	6.6x	5.7x	\$546	25%	\$602	26%	18.6x	18.6x	26.3x	27.4x	
Median	2,465	2,598	486	556	9%	6.0x	5.5x	142	27%	163	28%	17.1x	16.6x	28.1x	25.4x	
Human Capital Management																
Workday	\$ 159.68	\$ 35,130	\$ 34,738	\$ 2,810	\$ 3,514	25%	12.4x	9.9x	\$ 470	17%	\$ 660	19%	nm	nm	nm	99.4x
Ultimate Software	244.87	7,657	7,532	1,136	1,363	20%	6.6x	5.5x	274	24%	325	24%	27.5x	23.2x	45.4x	39.5x
Paycom Software	122.45	7,177	7,127	560	696	24%	12.7x	10.2x	234	42%	290	42%	30.5x	24.6x	46.9x	38.2x
Ceridian HCM	34.49	4,761	5,245	743	808	9%	7.1x	6.5x	149	20%	177	22%	35.1x	29.6x	nm	77.3x
Pluralsight	23.55	3,232	3,031	231	307	33%	13.1x	9.9x	(43)	nm	(28)	nm	nm	nm	nm	nm
Paylocity	60.21	3,179	3,094	415	498	20%	7.5x	6.2x	99	24%	144	29%	31.3x	21.5x	42.5x	41.3x
Cornerstone OnDemand	50.43	2,956	2,853	529	567	7%	5.4x	5.0x	91	17%	129	23%	31.3x	22.1x	68.7x	48.0x
Benefitfocus	45.72	1,461	1,540	257	298	16%	6.0x	5.2x	9	3%	22	7%	nm	nm	nm	nm
Mean	\$8,194	\$8,145	\$835	\$1,006	19%	8.8x	7.3x	\$160	21%	\$215	24%	31.1x	24.2x	50.9x	57.3x	
Median	3,997	4,170	545	631	20%	7.3x	6.3x	124	20%	160	23%	31.3x	23.2x	46.2x	44.6x	

Global Diversified

Application Delivery & Network Acceleration

Business Intelligence

Communications

Content Management

eCommerce & Supply Chain Management

ERP & General Business Applications

Financial Applications

Human Capital Management

IT Operations Management

IT Security

Network Infrastructure

Platforms, Dev Tools & Deployment

Sales & Marketing Applications

Storage Management

Technical & Embedded Apps

Vertical Applications

Software-as-a-Service

Small Cap

Highly Acquisitive

High Growth

High Profitability

Notes:

[a] Wall Street consensus estimates

[b] EV / EBITDA multiples in excess of 50x or less than 0x and P / E multiples in excess of 100x or less than 0x are considered to be not meaningful

Sources: Company releases, Wall Street research

Public Equity Market Valuations

Equity Trading Multiples by Segment continued

(\$ millions)

Company	Share Price (12/31/18)	Market Value	Enterprise Value	Revenue [a]			EV / Revenue		EBITDA [a]				EV / EBITDA [b]		P / E Multiple [b]	
				CY18E	CY19E	y/y	CY18E	CY19E	CY18E	mgn	CY19E	mgn	CY18E	CY19E	CY18E	CY19E
IT Operations Management																
VMware	\$ 137.13	\$ 56,208	\$ 46,921	\$ 8,885	\$ 9,898	11%	5.3x	4.7x	\$ 3,454	39%	\$ 3,722	38%	13.6x	12.6x	22.0x	20.4x
ServiceNow	178.05	31,925	31,114	2,610	3,370	29%	11.9x	9.2x	678	26%	938	28%	45.9x	33.2x	75.3x	56.9x
Splunk	104.85	15,495	14,504	1,742	2,163	24%	8.3x	6.7x	246	14%	350	16%	nm	41.4x	89.7x	64.8x
New Relic	80.97	4,612	4,280	442	559	26%	9.7x	7.7x	68	15%	65	12%	nm	nm	nm	nm
SolarWinds	13.83	4,287	6,244	834	925	11%	7.5x	6.7x	403	48%	450	49%	15.5x	13.9x	24.3x	17.4x
LogMeIn	81.57	4,173	4,206	1,203	1,255	4%	3.5x	3.4x	443	37%	470	37%	9.5x	8.9x	15.3x	14.1x
Netscout Systems	23.63	1,836	1,984	907	961	6%	2.2x	2.1x	n/a	n/a	n/a	n/a	n/a	n/a	22.8x	13.8x
MobileIron	4.59	484	382	194	214	10%	2.0x	1.8x	1	0%	13	6%	nm	28.9x	nm	nm
Comarch	40.54	330	353	360	364	1%	1.0x	1.0x	45	12%	47	13%	7.9x	7.5x	22.6x	15.9x
Mean	\$13,261	\$12,221	\$1,909	\$2,190	14%	5.7x	4.8x	\$667	24%	\$757	25%	18.5x	20.9x	38.9x	29.0x	
Median	4,287	4,280	907	961	11%	5.3x	4.7x	324	21%	400	22%	13.6x	13.9x	22.8x	17.4x	
IT Security																
Verisign	\$ 148.29	\$ 17,927	\$ 18,532	\$ 1,215	\$ 1,270	5%	15.3x	14.6x	\$ 871	72%	\$ 909	72%	21.3x	20.4x	31.9x	28.5x
Palo Alto Networks	188.35	17,871	16,291	2,563	3,069	20%	6.4x	5.3x	685	27%	819	27%	23.8x	19.9x	40.5x	33.5x
Check Point	102.65	16,035	14,265	1,909	1,991	4%	7.5x	7.2x	1,026	54%	1,059	53%	13.9x	13.5x	18.1x	16.9x
Symantec	18.90	12,072	14,675	4,761	4,883	3%	3.1x	3.0x	2,144	45%	2,121	43%	6.8x	6.9x	11.7x	11.3x
Fortinet	70.43	11,999	10,365	1,790	2,055	15%	5.8x	5.0x	445	25%	525	26%	23.3x	19.7x	40.1x	35.1x
Trend Micro	54.41	7,592	6,146	1,479	1,590	7%	4.2x	3.9x	508	34%	557	35%	12.1x	11.0x	29.2x	26.1x
Okta	63.80	7,046	6,768	392	518	32%	17.3x	13.1x	(40)	nm	(25)	nm	nm	nm	nm	nm
Zscaler	39.21	4,793	4,479	235	311	32%	19.1x	14.4x	5	2%	14	4%	nm	nm	nm	nm
Proofpoint	83.81	4,580	4,390	711	877	23%	6.2x	5.0x	107	15%	130	15%	41.1x	33.7x	64.0x	50.6x
FireEye	16.21	3,138	3,001	830	890	7%	3.6x	3.4x	115	14%	123	14%	26.1x	24.5x	nm	88.0x
Qualys	74.74	2,943	2,617	279	331	19%	9.4x	7.9x	112	40%	126	38%	23.4x	20.8x	45.6x	40.0x
CyberArk	74.14	2,674	2,287	330	393	19%	6.9x	5.8x	89	27%	100	25%	25.8x	22.9x	42.1x	38.2x
Sophos	4.83	2,311	2,439	707	764	8%	3.4x	3.2x	n/a	n/a	200	26%	n/a	12.2x	53.6x	40.2x
Tenable	22.19	2,065	1,801	265	336	27%	6.8x	5.4x	(46)	nm	(58)	nm	nm	nm	nm	nm
SailPoint	23.49	2,062	1,989	242	297	23%	8.2x	6.7x	32	13%	34	11%	nm	nm	91.0x	89.0x
Mimecast	33.63	2,020	2,053	319	383	20%	6.4x	5.4x	43	14%	65	17%	47.5x	31.4x	nm	86.3x
Varonis Systems	52.90	1,559	1,401	270	318	18%	5.2x	4.4x	10	4%	16	5%	nm	nm	nm	nm
Rapid7	31.16	1,473	1,374	242	291	20%	5.7x	4.7x	(15)	nm	8	3%	nm	nm	nm	nm
Secureworks	16.89	1,380	1,265	521	570	9%	2.4x	2.2x	12	2%	20	3%	nm	nm	nm	nm
ForeScout Technologies	25.99	1,114	921	291	349	20%	3.2x	2.6x	(19)	nm	(8)	nm	nm	nm	nm	nm
Carbon Black	13.42	911	748	208	256	23%	3.6x	2.9x	(50)	nm	(42)	nm	nm	nm	nm	nm
OneSpan	12.95	517	425	208	233	12%	2.0x	1.8x	17	8%	24	10%	24.9x	17.9x	40.2x	31.8x
F-Secure	2.65	417	435	218	250	15%	2.0x	1.7x	14	7%	23	9%	30.6x	18.9x	91.0x	44.2x
ZixCorp	5.73	311	287	70	75	7%	4.1x	3.8x	20	28%	23	31%	14.4x	12.3x	17.4x	15.8x
Mean	\$5,200	\$4,956	\$836	\$929	16%	6.6x	5.6x	\$264	24%	\$282	23%	23.9x	19.1x	44.0x	42.2x	
Median	2,492	2,363	324	388	18%	5.7x	4.9x	32	20%	50	21%	23.6x	19.7x	40.3x	36.6x	

Global Diversified

Application Delivery & Network Acceleration

Business Intelligence

Communications

Content Management

eCommerce & Supply Chain Management

ERP & General Business Applications

Financial Applications

Human Capital Management

IT Operations Management

IT Security

Network Infrastructure

Platforms, Dev Tools & Deployment

Sales & Marketing Applications

Storage Management

Technical & Embedded Apps

Vertical Applications

Software-as-a-Service

Small Cap

Highly Acquisitive

High Growth

High Profitability

Notes:

[a] Wall Street consensus estimates

[b] EV / EBITDA multiples in excess of 50x or less than 0x and P / E multiples in excess of 100x or less than 0x are considered to be not meaningful

Sources: Company releases, Wall Street research

Public Equity Market Valuations

Equity Trading Multiples by Segment continued

(\$ millions)

Company	Share Price (12/31/18)	Market Value	Enterprise Value	Revenue [a]			EV / Revenue		EBITDA [a]			EV / EBITDA [b]		P / E Multiple [b]		
				CY18E	CY19E	y/y	CY18E	CY19E	CY18E	mgn	CY19E	mgn	CY18E	CY19E	CY18E	CY19E
Network Infrastructure																
Juniper Networks	\$ 26.91	\$ 9,288	\$ 8,037	\$ 4,691	\$ 4,787	2%	1.7x	1.7x	\$ 1,048	22%	\$ 1,090	23%	7.7x	7.4x	14.4x	13.2x
Presidio	13.05	1,074	2,075	2,864	2,934	2%	0.7x	0.7x	222	8%	237	8%	9.3x	8.7x	9.4x	8.2x
Extreme Networks	6.10	722	766	1,025	1,046	2%	0.7x	0.7x	111	11%	129	12%	6.9x	5.9x	11.3x	8.6x
	Mean	\$3,695	\$3,626	\$2,860	\$2,922	2%	1.1x	1.0x	\$461	14%	\$486	14%	8.0x	7.4x	11.7x	10.0x
	Median	1,074	2,075	2,864	2,934	2%	0.7x	0.7x	222	11%	237	12%	7.7x	7.4x	11.3x	8.6x
Platforms, Development Tools & Deployment																
Atlassian	\$ 88.98	\$ 21,190	\$ 20,223	\$ 1,018	\$ 1,326	30%	19.9x	15.3x	\$ 289	28%	\$ 356	27%	nm	nm	nm	nm
Twilio	89.30	8,828	8,511	630	832	32%	13.5x	10.2x	26	4%	44	5%	nm	nm	nm	nm
Micro Focus	17.63	7,377	11,395	3,956	3,627	-8%	2.9x	3.1x	1,422	36%	1,388	38%	8.0x	8.2x	11.2x	7.8x
MongoDB	83.74	4,489	4,180	245	346	42%	17.1x	12.1x	(71)	nm	(53)	nm	nm	nm	nm	nm
Pivotal	16.35	4,291	3,627	659	814	24%	5.5x	4.5x	(57)	nm	(26)	nm	nm	nm	nm	nm
Pegasystems	47.83	3,764	3,558	888	942	6%	4.0x	3.8x	69	8%	57	6%	nm	nm	78.4x	75.0x
Appian	26.71	1,701	1,593	222	255	15%	7.2x	6.3x	(30)	nm	(26)	nm	nm	nm	nm	nm
Progress Software	35.49	1,594	1,573	395	398	1%	4.0x	3.9x	167	42%	160	40%	9.4x	9.8x	14.4x	14.2x
Bandwidth	40.75	791	728	201	226	12%	3.6x	3.2x	10	5%	(9)	nm	nm	nm	nm	nm
Magic Software	7.63	340	286	286	308	8%	1.0x	0.9x	n/a	n/a	n/a	n/a	n/a	n/a	13.4x	12.4x
Axway Software	14.22	300	304	331	334	1%	0.9x	0.9x	39	12%	37	11%	7.8x	8.2x	10.6x	11.5x
	Mean	\$4,970	\$5,089	\$803	\$855	15%	7.2x	5.8x	\$186	19%	\$193	21%	8.4x	8.7x	25.6x	24.2x
	Median	3,764	3,558	395	398	12%	4.0x	3.9x	33	12%	41	19%	8.0x	8.2x	13.4x	12.4x
Sales & Marketing Applications																
Hubspot	\$ 125.73	\$ 4,933	\$ 4,685	\$ 506	\$ 635	25%	9.3x	7.4x	\$ 53	10%	\$ 75	12%	nm	nm	nm	nm
Teradata	38.36	4,534	4,263	2,142	2,153	1%	2.0x	2.0x	331	15%	392	18%	12.9x	10.9x	30.9x	24.2x
SurveyMonkey	12.27	1,535	1,687	252	287	14%	6.7x	5.9x	58	23%	54	19%	29.0x	31.0x	nm	nm
Yext	14.85	1,498	1,391	228	298	31%	6.1x	4.7x	(34)	nm	(31)	nm	nm	nm	nm	nm
LivePerson	18.86	1,196	1,130	249	284	14%	4.5x	4.0x	19	8%	24	8%	nm	47.1x	nm	nm
ChannelAdvisor	11.35	310	263	131	140	7%	2.0x	1.9x	8	6%	11	8%	32.5x	24.9x	nm	76.2x
	Mean	\$2,334	\$2,236	\$585	\$633	15%	5.1x	4.3x	\$72	13%	\$88	13%	24.8x	28.5x	30.9x	50.2x
	Median	1,516	1,539	251	293	14%	5.3x	4.3x	36	10%	39	12%	29.0x	27.9x	nm	50.2x

Global Diversified

Application Delivery &
Network Acceleration

Business Intelligence

Communications

Content Management

eCommerce & Supply
Chain Management

ERP & General
Business Applications

Financial Applications

Human Capital
Management

IT Operations
Management

IT Security

Network
Infrastructure

Platforms, Dev Tools
& Deployment

Sales & Marketing
Applications

Storage Management

Technical &
Embedded Apps

Vertical Applications

Software-as-a-Service

Small Cap

Highly Acquisitive

High Growth

High Profitability

Notes:

[a] Wall Street consensus estimates

[b] EV / EBITDA multiples in excess of 50x or less than 0x and P / E multiples in excess of 100x or less than 0x are considered to be not meaningful

Sources: Company releases, Wall Street research

Public Equity Market Valuations

Equity Trading Multiples by Segment continued

(\$ millions)

Company	Share Price (12/31/18)	Market Value	Enterprise Value	Revenue [a]			EV / Revenue		EBITDA [a]			EV / EBITDA [b]		P / E Multiple [b]		
				CY18E	CY19E	y/y	CY18E	CY19E	CY18E	mgn	CY19E	mgn	CY18E	CY19E	CY18E	CY19E
Storage Management																
NetApp	\$ 59.67	\$ 15,030	\$ 12,517	\$ 6,235	\$ 6,504	4%	2.0x	1.9x	\$ 1,549	25%	\$ 1,669	26%	8.1x	7.5x	13.9x	12.5x
Dropbox	20.43	8,305	7,432	1,386	1,604	16%	5.4x	4.6x	327	24%	374	23%	22.7x	19.9x	53.6x	44.7x
Nutanix	41.59	7,450	6,922	1,238	1,597	29%	5.6x	4.3x	(65)	nm	(15)	nm	nm	nm	nm	nm
Pure Storage	16.08	3,885	3,185	1,381	1,763	28%	2.3x	1.8x	140	10%	202	11%	22.8x	15.7x	62.6x	37.0x
CommVault Systems	59.09	2,735	2,251	711	761	7%	3.2x	3.0x	110	15%	148	19%	20.5x	15.2x	39.6x	29.1x
Box	16.88	2,421	2,319	609	733	20%	3.8x	3.2x	26	4%	53	7%	nm	44.2x	nm	nm
Carbonite	25.26	873	789	302	334	11%	2.6x	2.4x	89	30%	98	29%	8.9x	8.0x	15.5x	14.0x
Mean	\$5,814	\$5,059	\$1,694	\$1,900	16%	3.6x	3.0x	\$311	18%	\$361	19%	16.6x	18.4x	37.0x	27.4x	
Median	3,885	3,185	1,238	1,597	16%	3.2x	3.0x	110	20%	148	21%	20.5x	15.5x	39.6x	29.1x	
Technical & Embedded Applications																
Dassault Systemes	\$ 118.73	\$ 30,279	\$ 28,347	\$ 3,948	\$ 4,385	11%	7.2x	6.5x	\$ 1,348	34%	\$ 1,513	34%	21.0x	18.7x	34.2x	30.4x
Autodesk	128.61	28,167	28,676	2,541	3,267	29%	11.3x	8.8x	364	14%	933	29%	nm	30.7x	nm	40.5x
Synopsys	84.24	12,595	12,347	3,147	3,383	7%	3.9x	3.6x	764	24%	884	26%	16.2x	14.0x	22.3x	19.0x
Cadence Design	43.48	12,268	12,063	2,118	2,262	7%	5.7x	5.3x	720	34%	754	33%	16.8x	16.0x	23.8x	22.2x
ANSYS	142.94	11,944	11,215	1,248	1,370	10%	9.0x	8.2x	589	47%	638	47%	19.0x	17.6x	26.9x	25.4x
Parametric Technology	82.90	9,838	10,196	1,270	1,370	8%	8.0x	7.4x	337	27%	390	28%	30.2x	26.2x	53.2x	44.5x
Aspen Technology	82.18	5,816	5,934	488	568	16%	12.2x	10.4x	221	45%	283	50%	26.9x	20.9x	33.7x	24.0x
Mean	\$15,844	\$15,540	\$2,109	\$2,372	13%	8.2x	7.2x	\$620	32%	\$771	35%	21.7x	20.6x	32.4x	29.4x	
Median	12,268	12,063	2,118	2,262	10%	8.0x	7.4x	589	34%	754	33%	20.0x	18.7x	30.3x	25.4x	
Vertical Applications																
Danaher	\$ 103.12	\$ 72,277	\$ 82,130	\$ 19,856	\$ 20,525	3%	4.1x	4.0x	\$ 4,695	24%	\$ 5,042	25%	17.5x	16.3x	22.8x	21.4x
Roper Industries	266.52	27,566	32,419	5,178	5,385	4%	6.3x	6.0x	1,788	35%	1,874	35%	18.1x	17.3x	22.7x	21.7x
Veeva	89.32	12,978	11,926	857	1,019	19%	13.9x	11.7x	311	36%	364	36%	38.4x	32.8x	56.6x	50.4x
Tyler Technologies	185.82	7,214	6,942	938	1,039	11%	7.4x	6.7x	281	30%	320	31%	24.7x	21.7x	38.7x	34.6x
Guidewire Software	80.23	6,501	5,718	728	764	5%	7.9x	7.5x	170	23%	139	18%	33.6x	41.1x	56.9x	63.1x
RealPage	48.19	4,362	4,679	873	1,004	15%	5.4x	4.7x	232	27%	286	28%	20.2x	16.4x	32.4x	27.3x
Blackbaud	62.90	2,977	3,376	850	887	4%	4.0x	3.8x	185	22%	183	21%	18.2x	18.4x	25.2x	26.4x
Appfolio	59.22	2,028	1,983	188	238	27%	10.6x	8.3x	44	24%	64	27%	44.8x	31.1x	73.4x	49.1x
Mean	\$16,988	\$18,647	\$3,683	\$3,858	11%	7.4x	6.6x	\$963	27%	\$1,034	28%	26.9x	24.4x	41.1x	36.7x	
Median	6,858	6,330	865	1,011	8%	6.8x	6.4x	256	25%	303	28%	22.4x	20.1x	35.6x	31.0x	

Global Diversified

Application Delivery & Network Acceleration

Business Intelligence

Communications

Content Management

eCommerce & Supply Chain Management

ERP & General Business Applications

Financial Applications

Human Capital Management

IT Operations Management

IT Security

Network Infrastructure

Platforms, Dev Tools & Deployment

Sales & Marketing Applications

Storage Management

Technical & Embedded Apps

Vertical Applications

Software-as-a-Service

Small Cap

Highly Acquisitive

High Growth

High Profitability

Notes:

[a] Wall Street consensus estimates

[b] EV / EBITDA multiples in excess of 50x or less than 0x and P / E multiples in excess of 100x or less than 0x are considered to be not meaningful

Sources: Company releases, Wall Street research

Public Equity Market Valuations

Equity Trading Multiples by Comparable Subset

(\$ millions)

Company	Share Price (12/31/18)	Market Value	Enterprise Value	Revenue [a]			EV / Revenue		EBITDA [a]			EV / EBITDA [b]		P / E Multiple [b]		
				CY18E	CY19E	y/y	CY18E	CY19E	CY18E	mgn	CY19E	mgn	CY18E	CY19E	CY18E	CY19E
Software-as-a-Service																
Adobe	\$ 226.24	\$ 110,435	\$ 111,331	\$ 9,001	\$ 11,154	24%	12.4x	10.0x	n/a	n/a	\$ 4,934	44%	n/a	22.6x	33.4x	29.1x
Salesforce.com	136.97	104,782	105,723	13,243	15,984	21%	8.0x	6.6x	3,177	24%	3,956	25%	33.3x	26.7x	52.5x	49.7x
Workday	159.68	35,130	34,738	2,810	3,514	25%	12.4x	9.9x	470	17%	660	19%	nm	nm	nm	99.4x
ServiceNow	178.05	31,925	31,114	2,610	3,370	29%	11.9x	9.2x	678	26%	938	28%	45.9x	33.2x	75.3x	56.9x
Atlassian	88.98	21,190	20,223	1,018	1,326	30%	19.9x	15.3x	289	28%	356	27%	nm	nm	nm	nm
Splunk	104.85	15,495	14,504	1,742	2,163	24%	8.3x	6.7x	246	14%	350	16%	nm	41.4x	89.7x	64.8x
Shopify	138.45	15,276	13,697	1,057	1,473	39%	13.0x	9.3x	40	4%	94	6%	nm	nm	nm	nm
Veeva	89.32	12,978	11,926	857	1,019	19%	13.9x	11.7x	311	36%	364	36%	38.4x	32.8x	56.6x	50.4x
Twilio	89.30	8,828	8,511	630	832	32%	13.5x	10.2x	26	4%	44	5%	nm	nm	nm	nm
Dropbox	20.43	8,305	7,432	1,386	1,604	16%	5.4x	4.6x	327	24%	374	23%	22.7x	19.9x	53.6x	44.7x
Ultimate Software	244.87	7,657	7,532	1,136	1,363	20%	6.6x	5.5x	274	24%	325	24%	27.5x	23.2x	45.4x	39.5x
Paycom Software	122.45	7,177	7,127	560	696	24%	12.7x	10.2x	234	42%	290	42%	30.5x	24.6x	46.9x	38.2x
Okta	63.80	7,046	6,768	392	518	32%	17.3x	13.1x	(40)	nm	(25)	nm	nm	nm	nm	nm
DocuSign	40.08	6,623	5,962	694	856	23%	8.6x	7.0x	40	6%	84	10%	nm	nm	nm	nm
RingCentral	82.44	6,623	6,411	666	823	24%	9.6x	7.8x	79	12%	102	12%	nm	nm	nm	nm
Zendesk	58.37	6,248	6,249	592	779	32%	10.6x	8.0x	35	6%	65	8%	nm	nm	nm	nm
Hubspot	125.73	4,933	4,685	506	635	25%	9.3x	7.4x	53	10%	75	12%	nm	nm	nm	nm
Zscaler	39.21	4,793	4,479	235	311	32%	19.1x	14.4x	5	2%	14	4%	nm	nm	nm	nm
New Relic	80.97	4,612	4,280	442	559	26%	9.7x	7.7x	68	15%	65	12%	nm	nm	nm	nm
Proofpoint	83.81	4,580	4,390	711	877	23%	6.2x	5.0x	107	15%	130	15%	41.1x	33.7x	64.0x	50.6x
RealPage	48.19	4,362	4,679	873	1,004	15%	5.4x	4.7x	232	27%	286	28%	20.2x	16.4x	32.4x	27.3x
LogMeIn	81.57	4,173	4,206	1,203	1,255	4%	3.5x	3.4x	443	37%	470	37%	9.5x	8.9x	15.3x	14.1x
Medidata Solutions	67.42	4,126	4,022	637	752	18%	6.3x	5.4x	153	24%	187	25%	26.4x	21.5x	41.2x	36.7x
Pure Storage	16.08	3,885	3,185	1,381	1,763	28%	2.3x	1.8x	140	10%	202	11%	22.8x	15.7x	62.6x	37.0x
Coupa Software	62.86	3,737	3,502	253	314	24%	13.8x	11.2x	18	7%	23	7%	nm	nm	nm	nm
j2 Global	69.38	3,420	4,127	1,203	1,294	8%	3.4x	3.2x	489	41%	538	42%	8.4x	7.7x	11.0x	10.2x
Paylocity	60.21	3,179	3,094	415	498	20%	7.5x	6.2x	99	24%	144	29%	31.3x	21.5x	42.5x	41.3x
Cornerstone OnDemand	50.43	2,956	2,853	529	567	7%	5.4x	5.0x	91	17%	129	23%	31.3x	22.1x	68.7x	48.0x
Qualys	74.74	2,943	2,617	279	331	19%	9.4x	7.9x	112	40%	126	38%	23.4x	20.8x	45.6x	40.0x
2U	49.72	2,880	2,437	412	547	33%	5.9x	4.5x	18	4%	12	2%	nm	nm	nm	nm
Smartsheet	24.86	2,579	2,373	175	243	39%	13.5x	9.8x	(29)	nm	(33)	nm	nm	nm	nm	nm
Five9	43.72	2,570	2,497	252	295	17%	9.9x	8.5x	41	16%	50	17%	nm	49.5x	86.5x	75.4x
Box	16.88	2,421	2,319	609	733	20%	3.8x	3.2x	26	4%	53	7%	nm	44.2x	nm	nm
Envestnet	49.19	2,249	2,551	813	901	11%	3.1x	2.8x	157	19%	181	20%	16.3x	14.1x	25.7x	22.6x
BlackLine	40.95	2,238	2,113	227	279	23%	9.3x	7.6x	13	6%	19	7%	nm	nm	nm	nm
Ellie Mae	62.83	2,189	1,917	480	510	6%	4.0x	3.8x	128	27%	145	28%	15.0x	13.3x	33.1x	31.8x
Q2 Holdings	49.55	2,149	2,031	241	306	27%	8.4x	6.6x	19	8%	24	8%	nm	nm	nm	nm
Appfolio	59.22	2,028	1,983	188	238	27%	10.6x	8.3x	44	24%	64	27%	44.8x	31.1x	73.4x	49.1x

continued

Notes:

[a] Wall Street consensus estimates

[b] EV / EBITDA multiples in excess of 50x or less than 0x and P / E multiples in excess of 100x or less than 0x are considered to be not meaningful

Sources: Company releases, Wall Street research

Global Diversified

Application Delivery &
Network Acceleration

Business Intelligence

Communications

Content Management

eCommerce & Supply
Chain Management

ERP & General
Business Applications

Financial Applications

Human Capital
Management

IT Operations
Management

IT Security

Network
Infrastructure

Platforms, Dev Tools
& Deployment

Sales & Marketing
Applications

Storage Management

Technical &
Embedded Apps

Vertical Applications

Software-as-a-Service

Small Cap

Highly Acquisitive

High Growth

High Profitability

Public Equity Market Valuations

Equity Trading Multiples by Comparable Subset continued

(\$ millions)

Company	Share Price (12/31/18)	Market Value	Enterprise Value	Revenue [a]			EV / Revenue		EBITDA [a]			EV / EBITDA [b]		P / E Multiple [b]		
				CY18E	CY19E	y/y	CY18E	CY19E	CY18E	mgn	CY19E	mgn	CY18E	CY19E	CY18E	CY19E
Software-as-a-Service (continued)																
Mimecast	\$ 33.63	\$ 2,020	\$ 2,053	\$ 319	\$ 383	20%	6.4x	5.4x	\$ 43	14%	\$ 65	17%	47.5x	31.4x	nm	86.3x
Zuora	18.14	1,968	1,809	234	295	26%	7.7x	6.1x	(40)	nm	(40)	nm	nm	nm	nm	nm
Apptio	0.00	1,730	1,584	234	272	16%	6.8x	5.8x	13	6%	16	6%	nm	nm	nm	nm
Everbridge	56.76	1,683	1,673	146	185	27%	11.5x	9.0x	(3)	nm	3	2%	nm	nm	nm	nm
Workiva	35.89	1,574	1,495	243	279	15%	6.2x	5.4x	(16)	nm	(9)	nm	nm	nm	nm	nm
Varonis Systems	52.90	1,559	1,401	270	318	18%	5.2x	4.4x	10	4%	16	5%	nm	nm	nm	nm
Yext	14.85	1,498	1,391	228	298	31%	6.1x	4.7x	(34)	nm	(31)	nm	nm	nm	nm	nm
Benefitfocus	45.72	1,461	1,540	257	298	16%	6.0x	5.2x	9	3%	22	7%	nm	nm	nm	nm
SPS Commerce	82.38	1,455	1,266	247	274	11%	5.1x	4.6x	51	21%	62	23%	24.7x	20.3x	44.3x	40.3x
Instructure	37.51	1,315	1,144	209	259	24%	5.5x	4.4x	(16)	nm	(11)	nm	nm	nm	nm	nm
Talend	37.08	1,115	1,026	205	250	22%	5.0x	4.1x	(14)	nm	(8)	nm	nm	nm	nm	nm
Carbonite	25.26	873	789	302	334	11%	2.6x	2.4x	89	30%	98	29%	8.9x	8.0x	15.5x	14.0x
ZixCorp	5.73	311	287	70	75	7%	4.1x	3.8x	20	28%	23	31%	14.4x	12.3x	17.4x	15.8x
ChannelAdvisor	11.35	310	263	131	140	7%	2.0x	1.9x	8	6%	11	8%	32.5x	24.9x	nm	76.2x
Mean	\$9,566	\$9,369	\$1,030	\$1,257	21%	8.3x	6.7x	\$171	18%	\$309	19%	26.8x	23.7x	47.2x	44.0x	
Median	3,299	3,139	461	553	23%	7.6x	6.2x	44	16%	70	17%	25.7x	22.1x	45.5x	40.3x	

- Global Diversified
- Application Delivery & Network Acceleration
- Business Intelligence
- Communications
- Content Management
- eCommerce & Supply Chain Management
- ERP & General Business Applications
- Financial Applications
- Human Capital Management
- IT Operations Management
- IT Security
- Network Infrastructure
- Platforms, Dev Tools & Deployment
- Sales & Marketing Applications
- Storage Management
- Technical & Embedded Apps
- Vertical Applications
- Software-as-a-Service**
- Small Cap
- Highly Acquisitive
- High Growth
- High Profitability

Notes:

[a] Wall Street consensus estimates

[b] EV / EBITDA multiples in excess of 50x or less than 0x and P / E multiples in excess of 100x or less than 0x are considered to be not meaningful

Sources: Company releases, Wall Street research

Public Equity Market Valuations

Equity Trading Multiples by Comparable Subset continued

(\$ millions)

Company	Share Price (12/31/18)	Market Value	Enterprise Value	Revenue [a]			EV / Revenue		EBITDA [a]			EV / EBITDA [b]		P / E Multiple [b]		
				CY18E	CY19E	y/y	CY18E	CY19E	CY18E	mgn	CY19E	mgn	CY18E	CY19E	CY18E	CY19E
Small Cap (<\$250m Market Value)																
Cardlytics	\$ 10.83	\$ 232	\$ 231	\$ 147	\$ 197	34%	1.6x	1.2x	\$ (8)	nm	\$ (2)	nm	nm	nm	nm	nm
Absolute Software	5.67	230	197	96	103	7%	2.1x	1.9x	12	13%	15	15%	15.8x	12.8x	37.8x	43.0x
Amber Road	8.23	229	240	85	91	7%	2.8x	2.6x	5	6%	6	6%	48.3x	41.2x	nm	nm
Avid Technology	4.75	199	379	411	421	2%	0.9x	0.9x	43	11%	47	11%	8.7x	8.1x	31.0x	14.6x
The Rubicon Project	3.73	188	92	121	145	20%	0.8x	0.6x	(16)	nm	11	8%	nm	8.3x	nm	nm
eGain	6.57	183	178	63	71	11%	2.8x	2.5x	4	6%	4	6%	48.1x	41.4x	89.6x	78.9x
CYREN	3.00	162	149	36	45	24%	4.1x	3.3x	n/a	n/a	n/a	n/a	n/a	n/a	nm	nm
ServiceSource	1.08	100	71	238	230	-3%	0.3x	0.3x	13	5%	15	6%	5.6x	4.8x	27.0x	12.0x
Asure Software	5.08	77	171	88	104	18%	1.9x	1.6x	19	22%	23	22%	8.9x	7.5x	9.3x	8.2x
Veritone	3.80	73	9	26	43	69%	0.3x	0.2x	(41)	nm	(41)	nm	nm	nm	nm	nm
NetSol	6.15	73	72	n/a	n/a	n/a	n/a	n/a	n/a	n/a	n/a	n/a	n/a	n/a	nm	nm
Marin Software	5.31	31	19	n/a	n/a	n/a	n/a	n/a	n/a	n/a	n/a	n/a	n/a	n/a	nm	nm
FalconStor	0.04	20	30	n/a	n/a	n/a	n/a	n/a	n/a	n/a	n/a	n/a	n/a	n/a	nm	nm
NexJ Systems	0.92	19	11	16	18	13%	0.7x	0.6x	(3)	nm	(1)	nm	nm	nm	nm	nm
Boxlight	1.20	12	14	37	45	22%	0.4x	0.3x	n/a	n/a	n/a	n/a	n/a	n/a	nm	nm
Top Image Systems	0.50	9	14	29	30	6%	0.5x	0.5x	n/a	n/a	n/a	n/a	n/a	n/a	nm	nm
Determine	0.23	4	18	26	n/a	n/a	0.7x	n/a	(6)	nm	n/a	n/a	nm	n/a	nm	nm
Mean		\$108	\$112	\$101	\$119	18%	1.4x	1.3x	\$2	10%	\$8	11%	22.6x	17.7x	39.0x	31.3x
Median		77	72	74	91	13%	0.8x	0.9x	4	8%	8	8%	12.3x	8.3x	31.0x	14.6x
Highly Acquisitive																
Danaher	\$ 103.12	\$ 72,277	\$ 82,130	\$ 19,856	\$ 20,525	3%	4.1x	4.0x	\$ 4,695	24%	\$ 5,042	25%	17.5x	16.3x	22.8x	21.4x
Roper Industries	266.52	27,566	32,419	5,173	5,398	4%	6.3x	6.0x	1,788	35%	1,874	35%	18.1x	17.3x	22.7x	21.7x
Constellation Software	640.41	13,571	13,517	3,030	3,469	15%	4.5x	3.9x	763	25%	914	26%	17.7x	14.8x	23.8x	19.8x
SS&C Technologies	45.11	11,237	17,191	3,461	4,740	37%	5.0x	3.6x	1,252	36%	1,789	38%	13.7x	9.6x	16.0x	12.6x
OpenText	32.60	8,721	10,554	2,837	2,873	1%	3.7x	3.7x	1,038	37%	1,096	38%	10.2x	9.6x	12.6x	11.8x
Micro Focus	17.63	7,377	11,395	3,956	3,627	-8%	2.9x	3.1x	1,422	36%	1,388	38%	8.0x	8.2x	11.2x	7.8x
j2 Global	69.38	3,420	4,127	1,203	1,294	8%	3.4x	3.2x	489	41%	538	42%	8.4x	7.7x	11.0x	10.2x
Bottomline Technologies	48.00	2,068	2,091	414	446	8%	5.1x	4.7x	99	24%	107	24%	21.1x	19.6x	35.9x	29.9x
Descartes Systems	26.40	2,030	2,047	276	305	11%	7.4x	6.7x	94	34%	107	35%	21.8x	19.1x	23.2x	20.5x
Enghouse Systems	48.67	1,328	1,187	256	273	7%	4.6x	4.4x	79	31%	83	31%	14.9x	14.3x	27.1x	25.4x
Upland Software	27.18	587	729	148	190	28%	4.9x	3.8x	52	35%	69	36%	13.9x	10.5x	17.0x	13.7x
Asure Software	5.08	77	171	88	104	18%	1.9x	1.6x	19	22%	23	22%	8.9x	7.5x	9.3x	8.2x
Mean	\$1,585	\$1,725	\$397	\$435	13%	4.6x	4.1x	\$139	31%	\$155	32%	14.8x	13.1x	20.6x	18.0x	
Median	1,679	1,617	266	289	9%	4.8x	4.1x	87	33%	95	33%	14.4x	12.4x	20.1x	17.1x	

Global Diversified

Application Delivery & Network Acceleration

Business Intelligence

Communications

Content Management

eCommerce & Supply Chain Management

ERP & General Business Applications

Financial Applications

Human Capital Management

IT Operations Management

IT Security

Network Infrastructure

Platforms, Dev Tools & Deployment

Sales & Marketing Applications

Storage Management

Technical & Embedded Apps

Vertical Applications

Software-as-a-Service

Small Cap

Highly Acquisitive

High Growth

High Profitability

Notes:

[a] Wall Street consensus estimates

[b] EV / EBITDA multiples in excess of 50x or less than 0x and P / E multiples in excess of 100x or less than 0x are considered to be not meaningful

Sources: Company releases, Wall Street research

Public Equity Market Valuations

Equity Trading Multiples by Comparable Subset continued

(\$ millions)

Company	Share Price (12/31/18)	Market Value	Enterprise Value	Revenue [a]			EV / Revenue		EBITDA [a]			EV / EBITDA [b]		P / E Multiple [b]		
				CY18E	CY19E	y/y	CY18E	CY19E	CY18E	mgn	CY19E	mgn	CY18E	CY19E	CY18E	CY19E
High Growth (>=25% CY19E Revenue Growth)																
Veritone	\$ 3.80	\$ 73	\$ 9	\$ 26	\$ 43	69%	0.3x	0.2x	\$ (41)	nm	\$ (41)	nm	nm	nm	nm	nm
MongoDB	83.74	4,489	4,180	245	346	42%	17.1x	12.1x	(71)	nm	(53)	nm	nm	nm	nm	nm
Shopify	138.45	15,276	13,697	1,057	1,473	39%	13.0x	9.3x	40	4%	94	6%	nm	nm	nm	nm
Smartsheet	24.86	2,579	2,373	175	243	39%	13.5x	9.8x	(29)	nm	(33)	nm	nm	nm	nm	nm
Tableau Software	120.00	10,028	9,071	979	1,350	38%	9.3x	6.7x	(15)	nm	213	16%	nm	42.5x	nm	73.6x
Alteryx	59.47	3,650	3,493	201	272	35%	17.4x	12.8x	1	1%	4	1%	nm	nm	nm	nm
Cardlytics	10.83	232	231	147	197	34%	1.6x	1.2x	(8)	nm	(1)	nm	nm	nm	nm	nm
Pluralsight	23.55	3,232	3,031	231	307	33%	13.1x	9.9x	(43)	nm	(28)	nm	nm	nm	nm	nm
2U	49.72	2,880	2,437	412	547	33%	5.9x	4.5x	18	4%	12	2%	nm	nm	nm	nm
Zscaler	39.21	4,793	4,479	235	311	32%	19.1x	14.4x	5	2%	14	4%	nm	nm	nm	nm
Okta	63.80	7,046	6,768	392	518	32%	17.3x	13.1x	(40)	nm	(25)	nm	nm	nm	nm	nm
Twilio	89.30	8,828	8,511	630	832	32%	13.5x	10.2x	26	4%	44	5%	nm	nm	nm	nm
Xero	29.62	4,139	4,376	348	459	32%	12.6x	9.5x	46	13%	91	20%	nm	48.3x	nm	nm
Zendesk	58.37	6,248	6,249	592	779	32%	10.6x	8.0x	35	6%	65	8%	nm	nm	nm	nm
Yext	14.85	1,498	1,391	228	298	31%	6.1x	4.7x	(34)	nm	(31)	nm	nm	nm	nm	nm
Atlassian	88.98	21,190	20,223	1,023	1,326	30%	19.8x	15.3x	289	28%	356	27%	nm	nm	nm	nm
ServiceNow	178.05	31,925	31,114	2,610	3,370	29%	11.9x	9.2x	678	26%	938	28%	45.9x	33.2x	75.3x	56.9x
Nutanix	41.59	7,450	6,922	1,238	1,597	29%	5.6x	4.3x	(65)	nm	(15)	nm	nm	nm	nm	nm
Upland Software	27.18	587	729	148	190	28%	4.9x	3.8x	52	35%	69	36%	13.9x	10.5x	17.0x	13.7x
Pure Storage	16.08	3,885	3,185	1,381	1,763	28%	2.3x	1.8x	140	10%	202	11%	22.8x	15.7x	62.6x	37.0x
Q2 Holdings	49.55	2,149	2,031	241	306	27%	8.4x	6.6x	19	8%	24	8%	nm	nm	nm	nm
Tenable	22.19	2,065	1,801	265	336	27%	6.8x	5.4x	(46)	nm	(58)	nm	nm	nm	nm	nm
Wix	90.34	4,368	3,986	602	763	27%	6.6x	5.2x	113	19%	176	23%	35.2x	22.6x	nm	62.8x
Appfolio	59.22	2,028	1,983	188	238	27%	10.6x	8.3x	44	24%	64	27%	44.8x	31.1x	73.4x	49.1x
Everbridge	56.76	1,683	1,673	146	185	27%	11.5x	9.0x	(3)	nm	3	2%	nm	nm	nm	nm
New Relic	80.97	4,612	4,280	442	559	26%	9.7x	7.7x	68	15%	65	12%	nm	nm	nm	nm
Zuora	18.14	1,968	1,809	234	295	26%	7.7x	6.1x	(40)	nm	(40)	nm	nm	nm	nm	nm
Hubspot	125.73	4,933	4,685	506	635	25%	9.3x	7.4x	53	10%	75	12%	nm	nm	nm	nm
Workday	159.68	35,130	34,738	2,810	3,514	25%	12.4x	9.9x	470	17%	660	19%	nm	nm	nm	99.4x
Mean	\$6,861	\$6,533	\$611	\$795	32%	10.3x	7.8x	\$57	13%	\$98	14%	32.5x	29.1x	57.1x	56.0x	
Median	4,139	3,986	348	459	31%	10.6x	8.0x	18	10%	24	12%	35.2x	31.1x	68.0x	56.9x	

Global Diversified

Application Delivery & Network Acceleration

Business Intelligence

Communications

Content Management

eCommerce & Supply Chain Management

ERP & General Business Applications

Financial Applications

Human Capital Management

IT Operations Management

IT Security

Network Infrastructure

Platforms, Dev Tools & Deployment

Sales & Marketing Applications

Storage Management

Technical & Embedded Apps

Vertical Applications

Software-as-a-Service

Small Cap

Highly Acquisitive

High Growth

High Profitability

Notes:

[a] Wall Street consensus estimates

[b] EV / EBITDA multiples in excess of 50x or less than 0x and P / E multiples in excess of 100x or less than 0x are considered to be not meaningful

Sources: Company releases, Wall Street research

Public Equity Market Valuations

Equity Trading Multiples by Comparable Subset continued

(\$ millions)

Company	Share Price (12/31/18)	Market Value	Enterprise Value	Revenue [a]			EV / Revenue		EBITDA [a]				EV / EBITDA [b]		P / E Multiple [b]	
				CY18E	CY19E	y/y	CY18E	CY19E	CY18E	mgn	CY19E	mgn	CY18E	CY19E	CY18E	CY19E
High Profitability (>=35% CY18E EBITDA Margin)																
Verisign	\$ 148.29	\$ 17,927	\$ 18,532	\$ 1,215	\$ 1,270	5%	15.3x	14.6x	\$ 871	72%	\$ 909	72%	21.3x	20.4x	31.9x	28.5x
MSCI	147.43	12,979	14,155	1,435	1,547	8%	9.9x	9.1x	781	54%	852	55%	18.1x	16.6x	28.1x	24.7x
Check Point	102.65	16,035	14,265	1,909	1,991	4%	7.5x	7.2x	1,026	54%	1,059	53%	13.9x	13.5x	18.1x	16.9x
ANSYS	142.94	11,944	11,215	1,248	1,370	10%	9.0x	8.2x	589	47%	638	47%	19.0x	17.6x	26.9x	25.4x
Oracle	45.15	162,040	171,425	39,758	40,025	1%	4.3x	4.3x	18,615	47%	18,524	46%	9.2x	9.3x	13.6x	12.7x
Aspen Technology	82.18	5,816	5,934	488	568	16%	12.2x	10.4x	221	45%	283	50%	26.9x	20.9x	33.7x	24.0x
Symantec	18.90	12,072	14,675	4,760	4,888	3%	3.1x	3.0x	2,144	45%	2,121	43%	6.8x	6.9x	11.7x	11.3x
Intel	46.93	214,189	228,877	71,220	73,348	3%	3.2x	3.1x	32,075	45%	32,997	45%	7.1x	6.9x	10.3x	10.3x
Progress Software	35.49	1,594	1,573	395	398	1%	4.0x	3.9x	167	42%	160	40%	9.4x	9.8x	14.4x	14.2x
Microsoft	101.57	779,805	731,962	118,467	130,439	10%	6.2x	5.6x	49,866	42%	55,567	43%	14.7x	13.2x	23.6x	21.9x
Paycom Software	122.45	7,177	7,127	560	696	24%	12.7x	10.2x	234	42%	290	42%	30.5x	24.6x	46.9x	38.2x
j2 Global	69.38	3,420	4,127	1,203	1,294	8%	3.4x	3.2x	489	41%	538	42%	8.4x	7.7x	11.0x	10.2x
Akamai Technologies	61.08	9,948	9,691	2,704	2,920	8%	3.6x	3.3x	1,084	40%	1,200	41%	8.9x	8.1x	17.2x	15.1x
Qualys	74.74	2,943	2,617	279	331	19%	9.4x	7.9x	112	40%	126	38%	23.4x	20.8x	45.6x	40.0x
F5 Networks	162.03	9,823	8,784	2,186	2,259	3%	4.0x	3.9x	851	39%	884	39%	10.3x	9.9x	15.9x	14.9x
VMware	137.13	56,208	46,921	8,885	9,898	11%	5.3x	4.7x	3,454	39%	3,722	38%	13.6x	12.6x	22.0x	20.4x
Intuit	196.85	51,090	50,183	6,410	6,881	7%	7.8x	7.3x	2,441	38%	2,468	36%	20.6x	20.3x	31.2x	29.6x
Temenos Group	119.82	8,318	8,753	847	958	13%	10.3x	9.1x	317	37%	369	39%	27.6x	23.7x	40.4x	34.7x
FIS	102.55	33,584	42,075	8,473	8,660	2%	5.0x	4.9x	3,166	37%	3,346	39%	13.3x	12.6x	19.6x	17.8x
Citrix Systems	102.46	13,808	14,131	2,963	3,085	4%	4.8x	4.6x	1,099	37%	1,118	36%	12.9x	12.6x	18.4x	16.9x
Fiserv	73.49	29,284	33,886	5,828	6,180	6%	5.8x	5.5x	2,162	37%	2,327	38%	15.7x	14.6x	23.5x	20.9x
LogMeIn	81.57	4,173	4,206	1,203	1,255	4%	3.5x	3.4x	443	37%	470	37%	9.5x	8.9x	15.3x	14.1x
OpenText	32.60	8,721	10,554	2,837	2,873	1%	3.7x	3.7x	1,038	37%	1,096	38%	10.2x	9.6x	12.6x	11.8x
Veeva	89.32	12,978	11,926	857	1,019	19%	13.9x	11.7x	311	36%	364	36%	38.4x	32.8x	56.6x	50.4x
SS&C Technologies	45.11	11,237	17,191	3,461	4,740	37%	5.0x	3.6x	1,252	36%	1,789	38%	13.7x	9.6x	16.0x	12.6x
Micro Focus	17.63	7,377	11,395	3,956	3,627	-8%	2.9x	3.1x	1,422	36%	1,388	38%	8.0x	8.2x	11.2x	7.8x
Cisco Systems	43.33	194,810	177,862	50,802	52,285	3%	3.5x	3.4x	17,966	35%	18,506	35%	9.9x	9.6x	15.3x	13.7x
Upland Software	27.18	587	729	148	190	28%	4.9x	3.8x	52	35%	69	36%	13.9x	10.5x	17.0x	13.7x
Mean	\$ 60,710	\$59,813	\$12,304	\$13,035	9%	6.6x	6.0x	\$5,152	42%	\$5,471	42%	15.5x	14.0x	23.1x	20.5x	
Median	12,008	13,029	2,445	2,566	7%	5.0x	4.7x	1,032	39%	1,078	39%	13.7x	12.6x	18.2x	16.9x	

Global Diversified

Application Delivery & Network Acceleration

Business Intelligence

Communications

Content Management

eCommerce & Supply Chain Management

ERP & General Business Applications

Financial Applications

Human Capital Management

IT Operations Management

IT Security

Network Infrastructure

Platforms, Dev Tools & Deployment

Sales & Marketing Applications

Storage Management

Technical & Embedded Apps

Vertical Applications

Software-as-a-Service

Small Cap

Highly Acquisitive

High Growth

High Profitability

Notes:

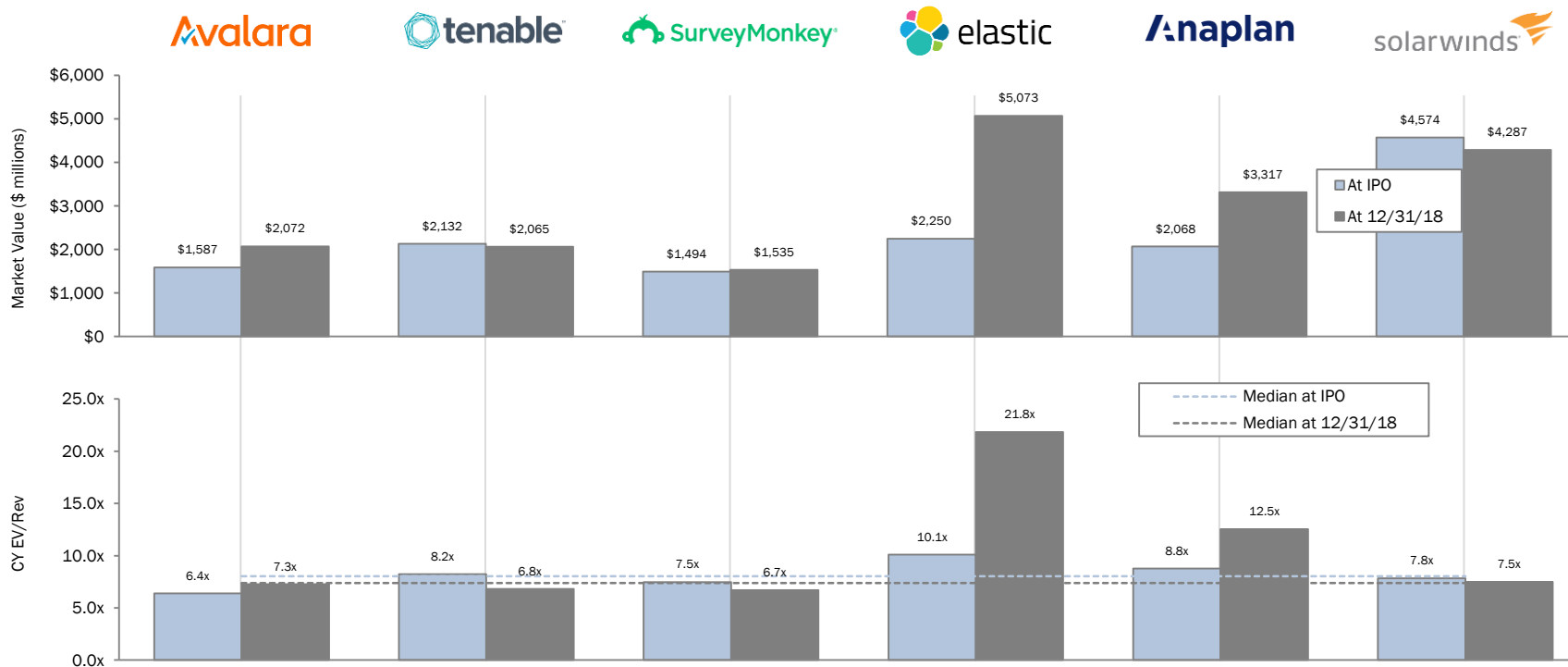
[a] Wall Street consensus estimates

[b] EV / EBITDA multiples in excess of 50x or less than 0x and P / E multiples in excess of 100x or less than 0x are considered to be not meaningful

Sources: Company releases, Wall Street research

Equity Financing Activity

Software IPOs: Trailing Six Months



IPO Pricing

IPO Date	06/14/18	07/26/18	09/25/18	10/04/18	10/11/18	10/18/18
Original Range	\$19 - \$21	\$17 - \$19	\$9 - \$11	\$26 - \$29	\$13 - \$15	\$17 - \$19
Pricing	\$24.00	\$23.00	\$12.00	\$36.00	\$17.00	\$15.00
vs. Midpoint	20%	28%	20%	31%	21%	(17%)
Current	\$31.15	\$22.19	\$12.27	\$71.48	\$26.54	\$13.83
vs. Pricing	30%	(4%)	2%	99%	56%	(8%)

Operating Statistics at IPO (\$ millions)

	06/14/18	07/26/18	09/25/18	10/04/18	10/11/18	10/18/18
CY Revenue	\$256	\$258	\$249	\$218	\$226	\$834
CY+1 Revenue	\$305	\$328	\$282	\$296	\$290	\$925
Growth	19%	27%	13%	36%	28%	11%

Sources: Company releases, Wall Street research

Equity Financing Activity

Software IPO Pricing & Performance Data

Initial Equity Issuances from Q2 2016 – Q4 2018 (\$ millions)

Company	Current Trading Data						Valuation at IPO								
	Share Price 12/31/18	Market Value	Enterprise Value	EV / Revenue		Performance Since IPO	IPO Date	Share Price	Amount Raised [a]	Market Value	Enterprise Value	EV / Revenue			
				CY18E	CY19E							LTM	CY	CY + 1	
SolarWinds	\$ 13.83	\$ 4,287	\$ 6,244	7.5x	6.7x	-8%	10/18/18	\$ 15.00	\$ 375	\$ 4,574	\$ 6,532	8.1x	7.8x	7.1x	
Anaplan	26.54	3,317	2,946	12.5x	9.8x	56%	10/11/18	17.00	264	2,068	1,981	9.9x	8.8x	6.8x	
Elastic	71.48	5,073	4,752	21.8x	16.1x	99%	10/04/18	36.00	252	2,250	2,197	11.9x	10.1x	7.4x	
SurveyMonkey	12.27	1,535	1,687	6.7x	5.9x	2%	09/25/18	12.00	180	1,494	1,860	8.0x	7.5x	6.6x	
Tenable	22.19	2,065	1,801	6.8x	5.4x	-4%	07/26/18	23.00	251	2,132	2,121	9.4x	8.2x	6.5x	
Avalara	31.15	2,072	1,933	7.3x	6.1x	30%	06/14/18	24.00	180	1,587	1,631	7.2x	6.4x	5.4x	
Pluralsight	23.55	3,232	3,031	13.1x	9.9x	57%	05/16/18	15.00	311	2,026	2,137	11.9x	9.9x	7.6x	
Carbon Black	13.42	911	748	3.6x	2.9x	-29%	05/03/18	19.00	152	1,273	1,240	7.1x	6.1x	5.0x	
Ceridian HCM	34.49	4,761	5,245	7.1x	6.5x	57%	04/26/18	22.00	462	3,037	4,095	5.3x	5.6x	5.2x	
DocuSign	40.08	6,623	5,962	8.6x	7.0x	38%	04/26/18	29.00	629	4,582	4,325	8.3x	6.9x	5.7x	
Smartsheet	24.86	2,579	2,373	13.5x	9.8x	66%	04/26/18	15.00	175	1,510	1,458	13.1x	9.4x	6.7x	
Pivotal	16.35	4,291	3,627	5.5x	4.5x	9%	04/20/18	15.00	555	3,838	3,785	7.4x	6.1x	4.9x	
Zuora	18.14	1,968	1,809	7.7x	6.1x	30%	04/11/18	14.00	154	1,472	1,440	8.6x	6.7x	5.3x	
Dropbox	20.43	8,305	7,432	5.4x	4.6x	-3%	03/22/18	21.00	756	8,550	8,329	7.5x	6.2x	5.4x	
Zscaler	39.21	4,793	4,479	19.1x	14.4x	145%	03/15/18	16.00	192	1,906	1,835	11.9x	9.0x	6.8x	
Cardlytics	10.83	232	231	1.6x	1.2x	-17%	02/08/18	13.00	70	264	300	2.3x	1.9x	1.3x	
Boxlight	1.20	12	14	0.4x	0.3x	-83%	11/28/17	7.00	7	66	70	2.8x	n/a	n/a	
SailPoint	23.49	2,062	1,989	8.2x	6.7x	96%	11/16/17	12.00	240	1,052	1,188	7.3x	6.8x	5.5x	
SendGrid	43.17	2,057	1,893	13.0x	10.5x	170%	11/14/17	16.00	131	694	673	6.5x	6.1x	4.9x	
Bandwidth	40.75	791	728	3.6x	3.2x	104%	11/09/17	20.00	80	364	397	2.5x	2.5x	2.2x	
ForeScout Technologies	25.99	1,114	921	3.2x	2.6x	18%	10/26/17	22.00	116	832	784	3.7x	3.7x	3.1x	
MongoDB	83.74	4,489	4,180	17.1x	12.1x	249%	10/18/17	24.00	192	1,204	1,112	8.9x	7.6x	5.6x	
Appian	26.71	1,701	1,593	7.2x	6.3x	123%	05/24/17	12.00	75	716	701	5.2x	4.5x	3.8x	
Veritone	3.80	73	9	0.3x	0.2x	-75%	05/11/17	15.00	38	208	215	21.6x	11.9x	5.6x	
Cloudera	11.06	1,698	1,308	2.9x	2.4x	-26%	04/27/17	15.00	225	1,955	1,720	6.6x	5.1x	4.1x	
Yext	14.85	1,498	1,391	6.1x	4.7x	35%	04/12/17	11.00	116	958	938	7.6x	5.7x	4.2x	
Okta	63.80	7,046	6,768	17.3x	13.1x	275%	04/06/17	17.00	187	1,571	1,533	9.6x	6.8x	4.9x	
Alteryx	59.47	3,650	3,493	17.4x	12.8x	325%	03/23/17	14.00	126	807	755	8.8x	6.4x	4.6x	
Presidio	13.05	1,074	2,075	0.7x	0.7x	-7%	03/09/17	14.00	233	1,276	2,425	0.9x	0.8x	0.8x	
BlackLine	40.95	2,238	2,113	9.3x	7.6x	141%	10/27/16	17.00	146	861	907	8.1x	7.6x	5.7x	
Coupa Software	62.86	3,737	3,502	13.8x	11.2x	249%	10/05/16	18.00	133	886	806	7.4x	6.5x	5.1x	
Nutanix	41.59	7,450	6,922	5.6x	4.3x	160%	09/29/16	16.00	238	2,232	2,120	4.2x	n/a	2.5x	
Apptio	37.96	1,730	1,584	6.8x	5.8x	137%	09/22/16	16.00	96	611	588	4.1x	3.8x	3.2x	
Everbridge	56.76	1,683	1,673	11.5x	9.0x	373%	09/15/16	12.00	90	337	351	5.2x	4.7x	3.7x	
Talend	37.08	1,115	1,026	5.0x	4.1x	106%	07/28/16	18.00	95	512	515	5.8x	5.0x	3.8x	
Mean		\$2,893	\$2,785	8.5x	6.7x				\$215	\$1,706	\$1,802	7.6x	6.4x	4.9x	
Median		2,065	1,989	7.2x	6.1x				180	1,276	1,440	7.4x	6.4x	5.1x	

Notes:

[a] Primary shares only

Sources: Company releases, Wall Street research

Equity Financing Activity

Software IPO Pipeline

Historical IPO Filing Trends



Note: In a typical IPO process, the offering progresses through three key milestones: the initial filing of the S-1 (prospectus; F-1 for foreign companies); an amended version of the S-1 following comments from the SEC; and pricing the offering and issuing shares to the public market

Equity Financing Activity

Software Private Capital Raise Activity: 4Q 2018

(\$ millions)

Close Date	Company	Participating Investor(s)	Description	Amount
12/28/18	Measurabl	Borealis Ventures, Building Ventures, Camber Creek, Concrete VC, DivcoWest, Impact Engine, Salesforce Ventures, Sway Ventures	Sustainability performance data collection and reporting	\$25
12/28/18	NuoDB	n/a	Distributed SQL database platform	\$31
12/28/18	Samsara	Andreessen Horowitz, General Catalyst	Physical operation safety and efficiency integration and optimization	\$100
12/27/18	Carta	Menlo Ventures, Meritech Capital Partners, Spark Capital, Tribe Capital, Union Square Ventures	Data consolidation, ownership management and compliance	\$80
12/27/18	Decisiv	n/a	Service relationship management and maintenance optimization	\$30
12/20/18	Nara Logistics	n/a	Synaptic business intelligence layer	\$5
12/19/18	Dataiku	Alven Capital Partners, Battery Ventures, Dawn Capital, FirstMark Capital, ICONIQ Capital	Data science aggregation and collaboration	\$101
12/19/18	Price f(x)	Bain & Company, Credo Ventures, Digital+ Partners, Talis Capital	Pricing management and optimization	\$29
12/19/18	Socotra	n/a	Insurance billing automation, integration and reporting	\$5
12/19/18	Sprout Social	Australia Future Fund, NEA, Goldman Sachs	Social media management and analytics	\$41
12/18/18	Ambi	Global Investment Group, NXT Ventures	LMS integration and engagement platform	\$5
12/18/18	Dwelo	GSD Capital, Moderne Ventures, Perot Jain, Peterson Partners	Smart apartment integration and optimization	\$7
12/18/18	Egress	Albion Capital, FTV Capital	Unstructured data security and compliance	\$40
12/18/18	Geli	Plug and Play Tech Center	Energy storage design and automation	\$6
12/18/18	import.io	IP Group, OpenOcean, Oxford Capital Partners, Talis Capital, Wellington Partners	Unstructured web data extraction and conversion	\$16
12/18/18	Seismic	General Atlantic, Jackson Square Ventures, JMI Equity, Lightspeed Venture Partners, T. Rowe Price	Personalized pitch creation automation and sales enablement	\$100
12/18/18	Vimcar	Acton Capital Partners, Atlantic Labs, Coparion, Unternehmertum Venture Capital Partners	Commercial vehicle fleet management and compliance	\$13
12/17/18	Avanan	Greenfield Cities Holdings, Magma Venture Partners, StageOne Ventures	Email security and compliance standardization	\$25
12/17/18	DataCamp	Accomplice VC, Arthur Ventures, Spectrum Equity	Personalized data science LMS	\$25
12/16/18	Cloudify	BRM Group, CEIIF, Claridge Israel, Intel Capital, KPN Ventures, VMware	Open source digital transformation and cloud orchestration	\$7
12/14/18	Fortanix	n/a	Data protection	\$22
12/14/18	Trumid Financial	Arbor Ventures, Deutsche Börse Group, Red Bear Angels, Singapore Exchange, Soros Fund Management	Electronic credit trading platform	\$60
12/13/18	Chorus	Emergence, Georgian Partners, Redpoint Ventures	Sales conversation analytics	\$33
12/13/18	Finalcad	Aster Capital Partners, CapHorn Invest, Cathay Innovation, Draper Esprit, Salesforce Ventures, Serena Capital	Construction and site management collaboration	\$40
12/13/18	Olono	Lontra Ventures, Wildcoat Venture Partners	Predictive sales process management	\$7
12/13/18	Procore	Bessemer, ICONIQ Capital, Lumia Capital, Tiger Global Management	Construction and real estate project management	\$75
12/13/18	Quickstart	Moneta Ventures, Sattar Ventures	Cognitive learning platform for IT professionals	\$6
12/13/18	Volta Networks	n/a	Scalable network infrastructure	\$6
12/12/18	AtScale	Atlantic Bridge Capital, Morgan Stanley, Storm Ventures, UMC Capital, Wells Fargo	Scalable big data querying and business intelligence	\$50
12/12/18	Celect	Activant Capital Group, August Capital, Fung Capital, NGP Capital	Predictive retail supply chain optimization	\$15
12/12/18	Cybric	n/a	Application vulnerability management and containerization	\$6
12/12/18	Juniper Square	Felicis Ventures, Ribbit Capital, Zigg Capital	Real estate investment management	\$25
12/12/18	Nextthink	Auriga Partners, Forestay Capital, Galeo-Ventures, Highland Europe, Index Ventures, TOP Funds, VI Partners	Real-time end-user security management and analytics	\$85
12/12/18	Optibus	Alibaba, Insight Venture Partners, New Era Capital, Pitango, Ronald Cohen, Verizon Ventures	End to end planning and scheduling for mass transit	\$40
12/12/18	Tigera	Insight Venture Partners, Madrona Venture Group, NEA, Wing Venture Partners	Zero trust network security and continuous compliance	\$30
12/12/18	Whisbi	Active Venture Partners, Bertelsmann Digital Media Investments, Columbia Lake Partners	Omnichannel conversational sales and marketing platform	\$6
12/11/18	Plaid	Andreessen Horowitz, Goldman Sachs Investment Partners, Index Ventures, Kleiner Perkins, NEA, Spark Capital	Bank transaction and personal data authentication and verification	\$250
12/07/18	American Prison Data Systems	Converge, FinTech Collective, New Markets Venture Partners, Partnership for New York City	Digital content management and rehabilitation resources for inmates	\$17
12/07/18	Guru	n/a	Marketing information capturing, sharing and verification	\$25
12/06/18	EdCast	Cervin Ventures, Crescent Enterprises, Mistletoe, REV Venture Partners, SoftBank, SSGA Funds, Stanford, The London Fund	AI-based employee personalized learning	\$34

Sources: Company releases, Wall Street research

Equity Financing Activity

Software Private Capital Raise Activity: 4Q 2018 continued

(\$ millions)

Close Date	Company	Participating Investor(s)	Description	Amount
12/06/18	Forethought	K9 Ventures, NEA, Village Global	Intelligent workflow automation	\$9
12/06/18	Forge.AI	n/a	AI data transformation platform	\$11
12/06/18	LeanIX	Capnamic Ventures, Deutsche Telekom Capital Partners, Insight, Iris Capital	Web-based enterprise architecture management	\$30
12/06/18	Liqid	n/a	Composable infrastructure automation	\$7
12/06/18	Looker	CapitalG, Cross Creek, IVP, Meritech, Premji Invest, Redpoint Ventures	Big data analytics, exploration and application integration	\$103
12/06/18	Luminoso	Acadia Woods Partners, Accord Ventures, DF Enterprises, DVI Equity Partners, Liberty Global Ventures, Raptor Group	Contact center automation and unstructured data analytics	\$9
12/06/18	Unite Genomics	Digital Horizon	Genomic and health data analysis	\$6
12/06/18	Weave	Bessemer, Catalyst Investors, Crosslink Capital, Lead Edge Capital, Pelion Venture Partners	Customer experience management and email marketing	\$38
12/06/18	Wise Systems	E14 Fund Management, Fontinalis Partners, Gradient Ventures, Neoteny, Trucks Venture Capital	Logistic dispatch and routing automation	\$7
12/05/18	15Five	Chaifetz Group, Launch Fund, Matrix Partners, New Ground Ventures, Origin Ventures	Employee performance tracking and analytics	\$8
12/05/18	Amplitude	Battery, Benchmark, IVP, Lead Edge Capital, Sequoia	User behavior tracking and engagement	\$80
12/05/18	Camunda BPM	Highland Europe	Business process modeling and process data analysis	\$29
12/05/18	Contentful	Balderton Capital, Benchmark, General Catalyst, Hercules, OMERS Ventures, Salesforce Ventures, Sapphire	API accessible content editing, sharing and publishing	\$34
12/05/18	Facilio	Accel, Tiger Global Management	Facility optimization platform designed to manage building operations	\$6
12/05/18	Gitlab	Goldman Sachs Principal Strategic Investments, GV, ICONIQ, Khosla Ventures	Open-source code review, deployment and collaboration	\$120
12/05/18	Hosco	Athos Capital, Nauta Capital	Hospitality talent recruitment platform	\$6
12/05/18	LightStep	Altimeter Capital, Cowboy Ventures, Harrison Metal Capital, Redpoint Ventures, Sequoia	Performance management platform	\$41
12/05/18	MetaCX	Upfront Ventures	Enterprise software transparency and collaboration	\$14
12/05/18	NuORDER	BoxGroup, Cowboy Ventures, Greycroft, NewSpring Capital, Novel TMT Ventures, The Argentum Group, Upfront Ventures	Product and catalog browsing, order placing and inventory analysis	\$15
12/05/18	Pindrop	Allegion Ventures, Andreessen Horowitz, CapitalG, Citi Ventures, Cross Creek, Dimension Data, EDBI, GV, IVP, Goldman Sachs	Fraudulent phone call detection and call center authentication	\$90
12/05/18	SourceDay	ATX Seed Ventures, Draper Associates, Silverton Partners	Purchase order fulfillment and automation	\$7
12/05/18	Workato	Battery, ServiceNow, Storm Ventures, Workday Ventures	Automation-focused integration platform	\$25
12/04/18	Eclypsiem	Andreessen Horowitz, Intel Capital, Madrona, Ubiquity Ventures	Firmware and hardware cyber risk mitigation and threat defense	\$9
12/04/18	Fivetran	ACE & Company, Draper Associates, Matrix Partners	Cloud data extraction, data integrations and file storage	\$15
12/04/18	MachineMetrics	n/a	Industrial production monitoring	\$10
12/04/18	MoEngage	Exfinity Venture Partners, Helion Venture Partners, Matrix Partners India, VenturEast	User analytics and marketing automation	\$9
12/03/18	Wickr	n/a	Mobile messaging and encrypted communications	\$6
12/02/18	lov42	n/a	Multi-asset blockchain operating platform	\$23
11/30/18	Azur	American International Group, Ascot Underwriting, Hyperion Insurance Group	Insurance underwriting, premium renewals and portfolio insurance	\$17
11/29/18	Aras	GE Ventures, Goldman Sachs Private Capital Investing Group, Silver Lake Management	Enterprise product lifecycle management	\$70
11/29/18	Asana	8VC, Benchmark, Founders Fund, Generation Investment Management, Lead Edge Capital, WIL	Task organizer, completion tracker and communication platform	\$50
11/29/18	Big Squid	n/a	Executive decision processes identification and predictive modeling	\$9
11/29/18	MondoBrain	FINAMAR, Financière Japia,	Future issue prediction, problem solving and optimization	\$13
11/29/18	PebblePost	Advance Venture Partners, Capital One, Greycroft, Kickstart Seed Fund, RRE Ventures, Tribeca Venture Partners	Personalized direct mail segmentation and campaign management	\$31
11/29/18	Venafi	NextEquity Partners, QuestMark Partners, Technology Crossover Ventures	Intelligent cryptographic identity protection platform	\$100
11/28/18	Aibee	C Ventures, China Renaissance, K2 Ventures, Lenovo Capital and Incubator Group, Red Star Furniture, Sequoia, Zhonglian Fund	Speech recognition and big data analytics improvement	\$60
11/28/18	CyberGRX	Aetna Ventures, Allegis Group, Bessemer, ClearSky, GV, MassMutual Ventures, Scale, Ten Eleven Ventures, The Blackstone Group	Third-party cyber risk assessment and advanced data analytics	\$30
11/28/18	Deputy	EVP Capital Management, IVP, OpenView Venture Partners, Square Peg Capital	Work scheduling, timesheets, tasking and communication	\$81
11/28/18	Deskera	Cisco, InnoVen Capital, Jungle Ventures, Susquehanna Growth Equity, Tembusu Partners	Accounts receivable, inventory and payments tracking	\$60
11/28/18	Numerated	Fidelity National Information Services, FINTOP Capital, Venrock	Digital lending and direct marketing and sales	\$8

Sources: Company releases, Wall Street research

Equity Financing Activity

Software Private Capital Raise Activity: 4Q 2018 continued

(\$ millions)

Close Date	Company	Participating Investor(s)	Description	Amount
11/28/18	OpenLegacy	Cathay Innovation, CommerzVentures, Leumi Partners, O.G. Tech, Prytek, Rafael Development Corporation, Silverhorn	Automatic API creation, deployment, testing and management	\$30
11/26/18	Aquant	Angular Ventures, Lightspeed, Silvertch Ventures, World Trade Ventures	Predictive maintenance and NLP for CRM	\$10
11/26/18	Cogito	Avaya, Battery, Hearst Ventures, OpenView Venture Partners, Salesforce Ventures, Goldman Sachs	Real-time customer experience enhancement	\$45
11/26/18	Corvus	.406 Ventures, Bain Capital Ventures, Hudson Structured Capital Management	Commercial insurance risk selection, management and underwriting	\$10
11/26/18	Eko	500 Startups, East Ventures, Gobi, Itochu, Lord Rothschild, Malaysia VC, Redbeat, Sinar Mas Digital Ventures, Tigerlabs, Wavemaker	Team project, e-form and report collaboration	\$20
11/26/18	Homerez	Entrepreneur Venture, Seventure Partners, XAnge Private Equity	Holiday rental management application	\$7
11/26/18	Securitize	Blockchain Capital, Coinbase Ventures, Donna Redel, Global Brain, NXTLP Labs, OK Capital, SeedRocket 4Founders Capital, Xpring	Digital security issuance and compliance	\$13
11/23/18	Universal Avenue	MOOR Capital	On-demand sales and digital marketing	\$6
11/21/18	Botkeeper	Gradient Ventures, Greycroft, Half Court Ventures, Ignition Partners, Sorenson Capital	Automated bookkeeping and digital accounting	\$18
11/21/18	Sentio	Centana Growth Partners	Financial research and report generation	\$32
11/21/18	Skymind	n/a	Open-source deep learning data analytics platform	\$9
11/21/18	Workable	83North, Balderton Capital, Endeavor Catalyst, Notion, TriplePoint Venture Growth, Zouk Capital	HR job listing and streamlined hiring	\$50
11/20/18	Alcide	CEIIF, Elron Electronic Industries, Intel Capital	DevSecOps application-aware security and attack prevention	\$7
11/20/18	Data Impact Analytics	Bpifrance, Red River West	Inventory analytics and multichannel distribution optimization	\$9
11/20/18	SysAid Technologies	Israel Growth Partners	Service desk incident ticketing and root cause analysis	\$30
11/20/18	Visible Body	Capitala Group, Lineage Capital	Pharmaceutical, biotech and healthcare LMS	\$6
11/19/18	CorpU	n/a	Strategic initiatives deployment and monitoring	\$7
11/19/18	GoodData	Zendesk	Data management, analytics and insight application deployment	\$24
11/19/18	Mercaux	Nauta Capital	Physical store digitalization platform	\$11
11/19/18	Netronome	n/a	Networking and communication device flow processing	\$19
11/19/18	Wonolo	AMN Healthcare Services, Bain Capital Ventures, Base10 Partners, Cendana Capital, DAG Ventures, Sequoia	Pre-screen, staffing and candidate matching platform	\$32
11/16/18	Kaloom	Fonds de solidarité FTQ, MBUZZ Investments, Somel Investments	Automated data center networking platform	\$10
11/16/18	MapAnything	GM Ventures, Greycroft, Harbert Growth Partners, Salesforce Ventures	Field sales location intelligence and geo-analytics	\$43
11/15/18	Airspace Technologies	Cross Culture Ventures, Defy, Qualcomm Ventures, Scale, Schematic Ventures	Automatic shipment quoting, routing and tracking	\$20
11/15/18	Airtable	Benchmark, Caffeinated Capital, Charles River Ventures, Coatue Management, Delphine Arnault, Thread Capital, Thrive Capital	Due diligence, spend management and data visualization	\$100
11/15/18	Automation Anywhere	General Atlantic, Goldman Sachs Merchant Banking Division, NEA, SoftBank Group, WIL	Robotic process automation and embedded workforce analytics	\$550
11/15/18	Pachyderm	ACE & Company, Benchmark, Blumberg, Data Collective, Foundation Capital, Susa Ventures, Tuesday Capital, Y Combinator	Containerized data storage and analytics	\$10
11/15/18	Primer	Amplify Partners, Avalon Ventures, Data Collective, In-Q-Tel, Lux Capital, Mubadala Investment Company, Section 32	Automatic document reading, analysis and report generation	\$40
11/15/18	Propel	Cloud Apps Capital Partners, NVP, Salesforce Ventures, SignalFire	Product information management and inter office collaboration	\$18
11/15/18	Shyft	Ignition Partners, Madrona	Labor optimization and scheduling compliance	\$7
11/14/18	Dedrone	Aqton	Drone security threat detection, classification and mitigation	\$15
11/14/18	Dragos	Canaan Partners, Emerson, National Grid Partners, Schweitzer Engineering Laboratories	Malware analysis, anomaly threat detection and workflow automation	\$37
11/14/18	FortressIQ	Lightspeed	Imitation learning and live activity analysis	\$12
11/14/18	SAM Seamless Network	ADT Security Services, Blumberg Capital, Intel Capital, NightDragon Security	Virtual patching and network gateway source security	\$12
11/14/18	ServiceTitan	Battery, Bessemer, Dragoneer Investment Group, ICONIQ, Index Ventures, T. Rowe Price	CRM, custom reporting and marketing automation for real estate	\$165
11/14/18	ShiftLeft	n/a	Sensitive data flow mapping and vulnerability tracing automation	\$15
11/14/18	UiPath	Accel, CapitalG, IVP, Madrona, Meritech, Sequoia	Agile and scalable robotic process automation	\$265
11/13/18	4iQ	C5 Capital	Digital identity protection and threat intelligence	\$18
11/13/18	Automox	Blue Note Ventures, Charles River Ventures, TechOperators	OS patching, configuration and maintenance	\$9
11/13/18	ClearSky Data	General Catalyst, Highland Capital Partners, Pear Tree Partners, Polaris Partners	Data storage, protection and disaster recovery	\$20

Sources: Company releases, Wall Street research

Equity Financing Activity

Software Private Capital Raise Activity: 4Q 2018 continued

(\$ millions)

Close Date	Company	Participating Investor(s)	Description	Amount
11/13/18	Cloud Elements	Access Ventures, American Express Ventures, Grotech Ventures, Harbert Growth Partners, Rally Ventures	Data transformations, API provisioning and integration	\$8
11/13/18	Fluidly	Anthemis Group, Nyca Partners, Octopus Ventures	Credit control and cash flow forecasting and management	\$7
11/13/18	Netskope	Accel, Base Partners, Geodesic, ICONIQ, Lightspeed, Sapphire, Social Capital	Data protection, incident response and compliance platform	\$168
11/13/18	Poynt	Elavon, National Australian Bank Ventures	Secure payment terminal transactions	\$100
11/13/18	Savi Technology	Eastward Capital Partners, LaSalle Capital, SGS	Radio frequency identification based assets location tracking	\$8
11/13/18	Sojern	Technology Crossover Ventures	Multi-channel travel marketing	\$120
11/12/18	XM Cyber	Macquarie Capital Markets, Nasdaq Ventures, Our Innovation Fund, UST Global	Threat simulation and remediation automation	\$22
11/08/18	Datacoral	Madrona, Social Capital	Data collection, gathering and plumbing automation	\$10
11/08/18	RealtimeBoard	Accel, AltaIR Capital	Secure video and document collaboration	\$25
11/08/18	Samanage	Morgan Stanley Expansion Capital	Service desk business processes automation	\$30
11/08/18	TripActions	Andreessen Horowitz, Lightspeed, SGVC, Zeev Ventures	Corporate travel planning and visualized reporting	\$154
11/08/18	Turvo	Activant Capital Group, Felicis Ventures, Future Shape, G2VP, Mubadala Development Company, Next47, Upside Partnership	Real-time logistic collaboration	\$60
11/07/18	Fraugster	CommerzVentures, Earlybird Venture Capital, Munich Re/HSB Ventures, Rancilio Cube, Seedcamp, Speedinvest	Real-time payment fraud anticipation and detection	\$15
11/07/18	Thought Machine	Axos Capital Partners, Lloyds Banking Group	Intelligent core banking and customer management automation	\$23
11/07/18	YotaScale	Crosslink Capital, Engineering Capital, Pelion Venture Partners	Infrastructure performance management	\$8
11/06/18	Afiniti	GAM Holding, The Resource Group, Zeke Capital Advisors	Customer and employee interpersonal behavior prediction	\$135
11/06/18	Engineer.ai	Deepcore, Jungle Ventures, Lakestar	AI-based development collaboration	\$30
11/06/18	PredictHQ	AddVenture, Aspect Ventures, Lightspeed, Rampersand	Business event data aggregator	\$10
11/06/18	Taranis	Cavallo Ventures, Finistere Ventures, Nutrien, OurCrowd, Sumitomo Corporation Europe, Vertex Ventures Israel, Viola Ventures	Agricultural field monitoring and weather forecasting	\$20
11/06/18	Templafy	Dawn Capital, Insight, SEED Capital	Business template sharing and automated brand compliance	\$32
11/05/18	Esperanto Technologies	Comet Labs	Energy-efficient computing solutions for AI and Machine Learning	\$58
11/05/18	MyLife Digital	Business Growth Fund	Personal data management platform	\$7
11/05/18	Partnerize	GP Bullhound	Real time business partnership formation and measurement	\$9
11/05/18	Payzer	Ferguson Ventures	Online field payment, loan and electronic cash management services	\$9
11/05/18	Quantilope	Dawn Capital, Senovo, Surplus Invest	Automatic market research and consumer insights management	\$8
11/05/18	ShipMonk	Grotech Ventures, SJF Ventures, Supply Chain Ventures	Order fulfillment and shipping automation	\$10
11/02/18	Dynamic Yield	Bessemer, Naver, Union Tech Ventures, Viola Growth	Multi-channel marketing personalization and behavioral messaging	\$38
11/02/18	Inpher	Bowery Capital, Crosslink Capital, JPMorgan Chase & Company, Polytech Ecosystem Ventures	Privacy-compliant analytics	\$10
11/02/18	Scale Computing	ABS, Allos, Benchmark, Blue Chip, CID Equity, Collina Ventures, First Analysis, Heron Capital, Lenovo, Northgate Capital, Reservoir	Scalable storage management and automation	\$35
11/01/18	BenchPrep	Jump Capital, Newview Capital, Owl Ventures, Revolution	Competitive examinations learning platform	\$15
11/01/18	Blue Hexagon	Altimeter Capital	Malware detection and automated network threat protection	\$26
11/01/18	ConversionPoint Technologies	n/a	Media and advertisement expenditure optimization and CRM	\$15
11/01/18	HashiCorp	AppDynamics, Bessemer, GGV Capital, IVP, Mayfield Fund, Redpoint Ventures, Slack, Snap, True Ventures	Multi-cloud infrastructure security and automation	\$100
11/01/18	Mojix	Oak Investment Partners	Infrastructure sensor network data collection, storage and analysis	\$25
11/01/18	Neo4j	Creandum, Eight Roads, Greenbridge Partners, Morgan Stanley Expansion Capital, One Peak Partners	Open-source graph database	\$80
11/01/18	PlayerLync	Anschutz Investment, Volition Capital	Automatic enterprise content distribution and controlling	\$13
11/01/18	RingDNA	Goldman Sachs Merchant Banking Division, Palisades Growth Capital	Sales call tracking and telephone conversation intelligence	\$30
11/01/18	Rubicon	New Zealand Superannuation Fund, Promecap	Multi-location waste and recycling tracking and management	\$127
11/01/18	Sentryo	ACE Management, Alliance Entrepreneurs, BNP Paribas Développement, Breed Reply, Kreaxi, Omnes Capital, Sopra Steria	Situational awareness and threat response	\$12
11/01/18	Shape Security	AllegisCyber, Baseline, EPIC, Focus, JetBlue, Kleiner Perkins, NVP, Ragging Capital, Singtel Innov8, TomorrowVentures, Venrock	Imitation attack prevention and alerting	\$26

Sources: Company releases, Wall Street research

Equity Financing Activity

Software Private Capital Raise Activity: 4Q 2018 continued

(\$ millions)

Close Date	Company	Participating Investor(s)	Description	Amount
10/31/18	Deposco	n/a	Warehouse management, inventory control and order fulfillment	\$9
10/30/18	AppZen	Lightspeed, NAV.VC, Redpoint eventures, Resolute Ventures	Automatic expense report, receipt and travel document auditing	\$35
10/30/18	Backstop Solutions	David Bradley, Huizenga Capital Management, Roger Kafker, Tao Huang, Vistara Capital Partners	Alternative investment portfolio management and CRM	\$20
10/30/18	Concord	Alven Capital Partners, Charles River Ventures, Tenaya Capital	Internal and third party contract document collaboration	\$25
10/30/18	Deliv	Clayton, General Catalyst, GV, Macerich, PivotNorth Capital, RPM Ventures, Upfront Ventures, UPS Strategic Enterprise Fund	Last mile logistic analytics and return automation	\$40
10/30/18	HeadSpin	Battery, Digital Horizon, EQT, Ericsson, GV, ICONIQ, KAAJ, Next World, Nexus Venture Partners, Sierra Ventures, Telstra, Wipro	Mobile application remote testing and monitoring	\$20
10/30/18	Intersec	CM-CIC Capital Innovation, Highland Europe, Innovacom, Omnes Capital, Turenne Capital Partenaires	Customer experience and data analytics	\$9
10/30/18	Jemez Technology	ReignRock Capital Partners	Critical infrastructure video surveillance system	\$7
10/30/18	Omnius	Anthemis Group, MMC Ventures, Talis Capital, Target Global	Handwritten text document processing and analysis	\$23
10/30/18	The Credit Junction	Century Equity Partners	Asset based lending and working capital and supply chain financing	\$23
10/30/18	ZypMedia	Archer Venture Capital, Sinclair Digital Ventures, US Venture Partners	Digital advertising and programmatic campaign management	\$6
10/29/18	Conversica	CIBC Capital Partners, Kennet Partners, Providence Equity Partners, Savano Capital Partners, Toba Capital	Multi channel and multi language lead engagement	\$31
10/29/18	LoopMe	BGF Ventures, Harbert Management, HV Holtzbrinck Ventures, ImpulseVC, OpenOcean	Customized audience segmentation and ad placement optimization	\$17
10/29/18	Properly	AccorHotels, Asset Management Ventures, Boost Heroes, Keyword Venture Capital	Property rental cleaning, housekeeping and maintenance operations	\$9
10/29/18	Quid	ARTIS Ventures, Founders Fund, Lixil Group, REV Venture Partners, Salesforce Ventures	Text-based investment and market trend analysis and visualization	\$38
10/29/18	Waterline Data	Infosys, Jackson Square Ventures, Menlo Ventures, Partech Partners	Data lifecycle management	\$15
10/26/18	ShipHawk	Autotech Ventures, DN Capital, Mucker Capital	Multi-carrier rating and supply chain optimization	\$7
10/26/18	Skyword	n/a	Editorial review and content promotion	\$8
10/25/18	Arctic Wolf	Adams Street Partners, Knollwood, Lightspeed, Redpoint Ventures, Sonae IM, The Future Fund, Unusual Ventures	Real-time cyber crime monitoring and analysis	\$45
10/25/18	Coople	Goldman Sachs Private Capital Investing Group, Harbert Management, One Peak Partners	Automated HR planning, recruitment and onboarding	\$21
10/25/18	Infoworks	Centerview Capital Technology, NEA, Nexus Venture Partners	Data engineering and big data workflow automation	\$25
10/25/18	Tado	Amazon Alexa Fund, E.ON, Energy Innovation Capital, European Investment Bank, Inven Capital, Total Energy Ventures	Automatic user proximity detection and temperature adjustment	\$50
10/25/18	Teikametrics	FJ Labs, Granite Point Capital, Jump Capital	Retail and e-commerce pricing and advertising optimization	\$10
10/25/18	WireWheel	Grotech Ventures, NEA, PSP Partners, Revolution, Sands Capital Ventures	Data privacy protection addressing GDPR and CCPA	\$10
10/25/18	Yoyo	Hard Yaka	Loyalty marketing and mobile payment platform	\$30
10/24/18	Carbon Lighthouse	CEAS Investments	Real estate energy optimization and building data analysis	\$8
10/24/18	CHAOSSEARCH	.406 Ventures, Glasswing Ventures, Stage 1 Ventures	Data searching, querying and historical log analysis	\$9
10/24/18	Yellowbrick Data	GV, Menlo Ventures, Next47, Samsung Venture Investment, Third Point Ventures	Data warehousing and scalable analytics	\$48
10/23/18	Assignar	Our Innovation Fund, Toia Capital	Field operations, project scheduling and job tracking	\$6
10/23/18	Bright Machines	Balyasny Asset Management, Eclipse Ventures, EDBI, FlexTronics, Lux Capital	Intelligent and adaptive manufacturing automation	\$179
10/23/18	Ethic	Kapor Capital, Nyca Partners, ThirdStream Partners, UCLA Ventures, Urban Innovation Fund	Passive portfolio construction and financial planning services	\$7
10/23/18	Ople	Hack VC, Triage Ventures	Automatic data science modeling	\$8
10/23/18	Paperspace	Battery, Initialized Capital Management, Intel Capital, SineWave Ventures, Sorenson Ventures	Cloud-based virtual desktop	\$19
10/23/18	People.ai	Andreessen Horowitz, GGV Capital, Lightspeed, Y Combinator	CRM activity logging automation and sales data analysis	\$30
10/23/18	Rtbrick	Deutsche Telekom Capital Partners, Swisscom Ventures	Networking switch operating system, visibility and analytics	\$6
10/22/18	Assent Compliance	Warburg Pincus	Supplier management, ethical sourcing and materials compliance	\$100
10/22/18	Cleartax	Composite Capital Partners, SAIF Partners, Sequoia	Income tax return filing platform	\$54
10/22/18	Domio	FJ Labs, Loric Ventures, Rubicon Venture Capital, SoftBank, Tribeca Venture Partners	Vacation rental and consumer experience platform	\$12
10/22/18	Finn.ai	1843 Capital, BDC Capital, Flying Fish Partners, Yaletown Partners	Automatic payment, budget tracking and spend analysis	\$11
10/22/18	MYPINPAD	n/a	Biometric multi-factor user authentication and verification platform	\$20

Sources: Company releases, Wall Street research

Equity Financing Activity

Software Private Capital Raise Activity: 4Q 2018 continued

(\$ millions)

Close Date	Company	Participating Investor(s)	Description	Amount
10/22/18	Pulum	Madrona, Tola Capital	Multi-cloud application and infrastructure deployment	\$15
10/22/18	Wallarm	Gagarin Capital Partners, Partech Partners, Toba Capital, Y Combinator	Intelligent vulnerability testing and security automation	\$8
10/22/18	WiredScore	Bessemer, Fifth Wall Ventures, KingSett Capital, Legal & General Capital, Momeni, Savitt Partners, SterlingVC, Town Centre Securities,	Digital connectivity rating system for real estate	\$9
10/22/18	xbAV	Armada Investment, Cinco Capital	Digitized retirement and benefit management	\$24
10/19/18	Metron	BNP Paribas, Financière Fonds Privés	Industrial energy consumption monitoring, analysis and optimization	\$9
10/19/18	Nozomi Networks	Activate Capital Partners, Energize Ventures, GGV Capital, Lux Capital, Planven Investments, THI Investments	Real-time ICS monitoring, threat detection and vulnerability assessment	\$30
10/19/18	SyncHR	Grayhawk Capital	Automated HR benefit and payroll processing and reporting	\$17
10/18/18	InCorta	GV, M12, Telstra	Business data aggregation and complex analytics	\$30
10/18/18	ProducePay	Anterra Capital, CoVenture, FJ Labs, Greenhouse Capital Partners, Moonshots Capital, Rabo Frontier Ventures, Social Leverage, Tribec	Agricultural financing and trading	\$19
10/18/18	Thunder Industries	n/a	Cross-channel advertising personalization and optimization	\$6
10/18/18	Vacasa	Assurant Growth Investing, Level Equity, NewSpring Capital, Riverwood Capital	Vacation rental management	\$64
10/18/18	Zhizhangyi	Apus Investments, Changan Capital, F&G Ventures, Fosun RZ Capital, Gaocheng Capital, GGV Capital, Lightspeed China, Shenzhen CD	Information protection and mobile security	\$29
10/17/18	Crux Informatics	Citigroup, Goldman Sachs Principal Strategic Investments, SenaHill Partners, Two Sigma Investments	Data exploration, evaluation and data audit trails	\$20
10/17/18	Infusionsoft	MicroVentures, ORIX Growth Capital	Email marketing and e-commerce platform	\$20
10/17/18	LucidChart	ICONIQ, Meritech, Spectrum Equity	Collaborative diagramming and brand management software	\$72
10/17/18	Unifonic	Endeavor Catalyst, Raed Ventures, RTF ELM, Saudi Technology Ventures	Cloud communication access, messaging and tracking	\$21
10/17/18	Xage Security	City Light Capital, GE Ventures, Interdigital, March Capital Partners, NexStar Partners	Industrial IoT authentication and data exchange	\$16
10/16/18	Hubb	Elevate Capital, Five Elms Capital, Oregon Venture Fund	Event management task and workflow automation	\$6
10/16/18	Numerify	DAG Ventures, Focus Opportunity Fund, Lightspeed, Sequoia, Tenaya Capital	Business intelligence platform driving customer experience	\$28
10/16/18	Syncron	Summit Partners	Manufacturer and part distributor aftermarket SCM	\$67
10/16/18	TravelPerk	DST Global, Felix Capital, Kinnevik, LocalGlobe, Spark Capital, Sunstone Technology Ventures, Target Capital	Business travel booking, payment and trip management	\$44
10/16/18	ZIVVER	Dawn Capital, DN Capital, HenQ	Secure communications and data leak prevention	\$12
10/15/18	Docker	Base Partners, Benchmark, Cross Creek, Greenspring Associates, SharesPost, TheFamily	Docker container code collaboration	\$92
10/15/18	Garrison	BGF Ventures, Dawn Capital, IP Group, NM Capital	Anti-malware, web content and cyber-attack protection	\$30
10/15/18	Homeday	Project A, Purplebricks	Online real estate transaction platform	\$23
10/15/18	Sovrn	Archer Venture Capital, Foundry Group, Lexington Partners, Oak Investment Partners	Programmatic strategy controlling and audience engagement	\$25
10/15/18	Springbot	Forté Ventures, Harbert Growth Partners, North Atlantic Capital, Silicon Valley Bank, TechOperators, TechSquare Labs, TTV Capital	E-commerce marketing automation and analytics	\$15
10/15/18	Yottaa	DN Capital	E-commerce, content delivery and UX acceleration	\$11
10/12/18	CitiXsys	Housatonic Partners	Retail point of sale application and SCM management	\$20
10/12/18	Zentail	FundersClub, Initialized Capital Management, Y Combinator	Retail operation centralization and automation	\$6
10/11/18	CybelAngel	Bpifrance, Serena Capital	Sensitive document and data leak detection and protection	\$12
10/11/18	G2 Crowd	Accel, Emergence, IVP, Pritzker Group Venture Capital	Enterprise software comparison and review platform	\$55
10/11/18	Rollick	Anthem Venture Partners, Autotech Ventures, Capital Factory, LiveOak Venture Partners, ManchesterStory Group, Silverton Partners	Industrial equipment online marketing platform	\$8
10/11/18	Snowflake	Altimeter Capital, Capital One, ICONIQ, Madrona, Meritech, Redpoint Ventures, Sequoia, Sutter Hill Ventures, Wing Venture Partners	Cloud data warehousing and analytics	\$450
10/11/18	Total Expert	Arthur Ventures, Emergence, Rally Ventures	Enterprise marketing, compliance and custom reporting and analytics	\$20
10/10/18	Demisto	Accel, ClearSky, Greylock Partners	Incident response and security orchestration automation	\$43
10/10/18	Mission Secure	Blue Bear Capital, Chevron, Energy Innovation Capital, Felton Group, Macquarie Group, R/GA Ventures, UVA LVG Seed Fund	Cyber visibility and endpoint protection platform	\$8
10/10/18	My Ally	Eilees Capital, Firebolt Ventures, Storm Ventures	Interview scheduling and recruiting coordination automation	\$7
10/10/18	nVoq	n/a	Voice-enabled contact center workflow automation	\$19
10/10/18	PayActiv	Generation Partners	Financial savings and budgeting, measurement and counseling	\$20

Sources: Company releases, Wall Street research

Equity Financing Activity

Software Private Capital Raise Activity: 4Q 2018 continued

(\$ millions)

Close Date	Company	Participating Investor(s)	Description	Amount
10/10/18	Pipedrive	Atomico, Bessemer, Deutsche Telekom Capital Partners, Insight, Rembrandt Venture Partners	Sales activity planning, deal tracking and conversation recording	\$60
10/10/18	RedShelf	DNS Capital	Educational improvement learning platform	\$25
10/10/18	Skello	Aglaé Ventures, XAnge Private Equity	Restaurant staff scheduling and automated payroll processing	\$7
10/09/18	Acorus Networks	Elaia Partners, Kima Ventures, Partech Partners	Web traffic visualization and automatic web infrastructure protection	\$6
10/09/18	ClValue	Emery Investments, Sonae IM, The Nielsen Company	Customer behavior and preferences prediction and retention	\$6
10/09/18	ContentWatch	n/a	Objectionable digital content protection	\$7
10/09/18	Frontify	Blossom Capital	Brand management and design feedback collaboration	\$8
10/09/18	LoadSmart	Chromo Invest, Connor Capital, Maersk Growth	Freight quotation, booking and tracking	\$22
10/09/18	Oblong	n/a	Digital content collaboration and data visualization	\$10
10/09/18	Pitch Software	BlueYard Capital, Index Ventures, Slack	Open source presentation and content collaboration	\$22
10/09/18	Shipwell	Aspect Ventures, Base10 Partners, Fifth Wall Ventures, First Round Capital, Global Founders Capital, Village Global	Shipment quoting, booking and tracking	\$10
10/09/18	Solarflare	DRW Venture Capital, Oak Investment Partners, Xilinx	Network server adapter and application middleware acceleration	\$16
10/09/18	Stratifyd	Georgian Partners	Customer feedback and interaction data analytics	\$20
10/08/18	Goodlord	Finch Capital, Global Founders Capital, Rocket Internet	Cloud-based rental transaction platform	\$9
10/08/18	Machinify	Battery, GV, Matrix Partners	Database management and predictive analytics	\$10
10/08/18	RevUp	Alumni Ventures Group, Royal Street Ventures, Salesforce Ventures, Spero Ventures	Fundraising identification, targeting and engagement platform	\$8
10/05/18	DataRobot	Cisco, DFJ Growth, IA Ventures, Intel Capital, Meritech, NEA, Sapphire	Machine learning based predictive model automation	\$100
10/05/18	Stay Alfred	Nine Four Ventures	Online vacation rental platform	\$47
10/05/18	TidalScale	Bain Capital Ventures, Hummer Winblad Venture Partners, Infosys, Sapphire, SK Hynix	Data center server right-sizing	\$24
10/05/18	Vectaury	Jolt Capital	Predictive marketing and geo-profiling	\$23
10/04/18	Arachnys	QED Investors, Thwack Partners	Financial crime risk assessment, auditing, reporting and compliance	\$10
10/04/18	Artificial Solutions	n/a	Natural language interaction development and analytics	\$16
10/04/18	Coolfire Solutions	Clayton Capital Partners, IrishAngels, IrishAngels Ventures	Real-time mobile situational awareness	\$12
10/04/18	CrediFi	n/a	Commercial real estate loan data aggregator	\$6
10/04/18	Glassbox	CEIF, Gefen Capital, Ibox Investors, Udata Partners	Customer experience optimization and insight analytics	\$25
10/04/18	JFrog	Battery, Dell, Gemini Israel Ventures, Geodesic, Insight, Qumra, Sapphire, Scale, Silicon Valley Fund, Spark Capital, Vintage, VMware	DevOps centralization, control and distribution enhancement	\$165
10/04/18	Lilt	Redpoint Ventures, Sequoia, XSeed Capital, Zetta Venture Partners	Automatic professional document translation platform	\$10
10/04/18	ProtectWise	n/a	Collective network security and real-time threat detection	\$15
10/04/18	PureSec	Entrée Capital, Square Peg Capital, TLV Partners	Serverless architecture threat protection	\$7
10/03/18	Aras	Savano Capital Partners	Enterprise product lifecycle management	\$70
10/03/18	Braze	Cross Creek, Meritech, Spark Capital	Customer data management and personalized messaging	\$80
10/03/18	CloudKnox	ClearSky, Dell, Foundation Capital	Compromised credentials detection and insider threat prevention	\$9
10/03/18	Hopper	Accomplice VC, BDC Capital IT Venture Fund, Brightspark, Citi Ventures, Investissement Québec, OMERS Ventures	Data-driven travel planning application	\$100
10/03/18	Hysolate	Bessemer, Innovation Endeavors, NGP Capital	Hybrid endpoint device security and virtualization	\$18
10/03/18	Talkdesk	Draper Fisher Jurvetson Management, Viking Global Investors	Skills-based call routing and call center operations management	\$100
10/02/18	Arcadia Data	Blumberg Capital, Intel Capital, Mayfield Fund, Pelion Venture Partners	Visual analytics and BI platform for Hadoop	\$15
10/02/18	Brightwheel	Bessemer, Chan Zuckerberg Initiative, Eniac Ventures, GGV Capital, Golden Ventures, Lowercase Capital, Omidyar Network	Parent teacher communication and education operations management	\$21
10/02/18	CTERA Networks	Benchmark, Bessemer, Cisco, Red Dot Capital Partners, Singtel Innov8, Venrock, Vintage, Viola Group	Cloud data storage, backup, file sharing and mobile collaboration	\$30
10/02/18	STRIVR	GreatPoint Ventures, Purple Arch Ventures, The Yard Ventures	Virtual reality enabled employee training	\$16
10/02/18	Tanium	Adage Capital Management, Baillie Gifford, Wellington Management	IT endpoint security and configuration compliance	\$200

Sources: Company releases, Wall Street research

Equity Financing Activity

Software Private Capital Raise Activity: 4Q 2018 continued

(\$ millions)

Close Date	Company	Participating Investor(s)	Description	Amount
10/01/18	Ivideon	Sistema-Rusnano Capital Fund, Skolkovo Ventures	Cloud-based video surveillance software	\$8
10/01/18	Linkfluence	Ring Capital, Tikehau Capital Advisors	Social media monitoring and intelligence	\$21
10/01/18	Preservica	Mobius Equity Partners	Documents digital preservation and electronic archiving	\$10
10/01/18	Project44	8VC, Chicago Ventures, Emergence, High Alpha, Insight, Omidyar, OpenView Venture Partners, Pritzker Group Venture Capital	Shipment pricing, routing, tracking and delivery documentation	\$80
10/01/18	Qualia	8VC, Bienville Capital Management, CIP Capital, Clocktower Technology Ventures, Eniac Ventures, Menlo Ventures	Real estate transaction document exchange and messaging	\$33
10/01/18	Simplus	n/a	Data synchronization and integration	\$8
10/01/18	Site 1001	n/a	Building and facility management automation	\$12

Sources: Company releases, Wall Street research

People ■ Industry Expertise ■ Process Excellence

SHEA & COMPANY

Boston

San Francisco

Shea & Company, LLC provides independent financial advice on mergers, acquisitions, financial restructurings, private capital raising and similar corporate finance matters. Shea & Company is not a retail broker-dealer. The firm does not conduct underwriting activities, provide research or analyst reports or solicit or carry accounts for, or offer or sell securities products to retail customers. Shea & Company is regulated by the Financial Industry Regulatory Authority, Inc. ("FINRA") as a FINRA Member Firm. The information and services provided in this presentation are not provided to and may not be used by any person or entity in any jurisdiction where the provision or use thereof would be contrary to applicable laws, rules or regulations of any governmental authority or regulatory or self-regulatory organization or where Shea & Company is not authorized to provide such information or services.